



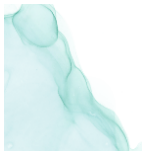
JUDGES DETAILS PER SKATER

JUNIOR WOMEN SHORT PROGRAM

Rank	Name	Nation	Starting Number	Total Segment Score	Total Element Score	Total Program Component Score (factored)	Total Deductions								
1	Anna SHENIUK	ISR	25	48.34	26.83	22.51	-1.00								
#	Executed Elements	Info	Base Value	GOE	J1	J2	J3	J4	J5	J6	J7	J8	J9	Ref.	Scores of Panel
1	3Lz	F	5.90	-2.95	-5	-5	-5	-5	-5						2.95
2	3T+2T		5.50	0.56	1	1	2	2	0						6.06
3	CCoSp4		3.50	0.82	2	2	2	3	3						4.32
4	2A	x	3.63	0.66	2	2	2	2	1						4.29
5	StSq3		3.30	0.66	2	1	1	3	3						3.96
6	CSp4		2.60	0.43	1	2	3	1	2						3.03
7	FSSp2		2.30	-0.08	0	-1	-1	0	0						2.22
			26.73												26.83
Program Components			Factor												
Composition			1.33	5.75	5.75	5.50	6.00	5.50						5.67	
Presentation			1.33	5.50	5.50	5.50	5.75	5.25						5.50	
Skating Skills			1.33	5.75	5.75	5.75	6.25	5.75						5.75	
Judges Total Program Component Score (factored)														22.51	
Deductions:			Falls -1.00 (1)											-1.00	

Rank	Name	Nation	Starting Number	Total Segment Score	Total Element Score	Total Program Component Score (factored)	Total Deductions								
2	Sayra BESSIRE	SUI	7	47.83	27.44	20.39	0.00								
#	Executed Elements	Info	Base Value	GOE	J1	J2	J3	J4	J5	J6	J7	J8	J9	Ref.	Scores of Panel
1	3Lz		5.90	0.39	2	1	0	1	0						6.29
2	2A		3.30	0.00	0	0	0	1	-1						3.30
3	CSp2		1.80	0.24	1	1	1	2	2						2.04
4	3S+2T	x	6.16	0.14	1	1	0	0	0						6.30
5	FSSp3		2.60	0.00	0	0	0	0	-1						2.60
6	StSq3		3.30	0.11	1	0	0	1	0						3.41
7	CCoSp3		3.00	0.50	2	2	0	2	1						3.50
			26.06												27.44
Program Components			Factor												
Composition			1.33	5.50	5.50	4.75	4.75	4.75						5.00	
Presentation			1.33	5.75	5.50	5.00	4.50	4.50						5.00	
Skating Skills			1.33	5.50	5.75	5.25	4.75	5.25						5.33	
Judges Total Program Component Score (factored)														20.39	
Deductions:														0.00	

Rank	Name	Nation	Starting Number	Total Segment Score	Total Element Score	Total Program Component Score (factored)	Total Deductions								
3	Ophelie CLERC	SUI	17	46.21	25.60	21.61	-1.00								
#	Executed Elements	Info	Base Value	GOE	J1	J2	J3	J4	J5	J6	J7	J8	J9	Ref.	Scores of Panel
1	3Lzq	F	5.90	-2.95	-5	-5	-5	-5	-5						2.95
2	3S+2T		5.60	0.43	1	1	1	0	1						6.03
3	FSSp3		2.60	0.26	0	1	1	1	2						2.86
4	2A		3.30	0.33	1	1	1	0	1						3.63
5	CSp4		2.60	-0.17	0	-1	-1	-1	0						2.43
6	StSq3		3.30	0.55	1	1	2	2	2						3.85
7	CCoSp4		3.50	0.35	1	2	1	1	1						3.85
			26.80												25.60
Program Components			Factor												
Composition			1.33	5.00	5.75	5.50	5.00	5.25						5.25	
Presentation			1.33	5.25	5.50	5.50	5.25	5.00						5.33	
Skating Skills			1.33	5.25	5.75	5.75	5.50	5.75						5.67	
Judges Total Program Component Score (factored)														21.61	
Deductions:			Falls -1.00 (1)											-1.00	



JUDGES DETAILS PER SKATER JUNIOR WOMEN SHORT PROGRAM

Rank	Name	Nation	Starting Number	Total Segment Score	Total Element Score	Total Program Component Score (factored)	Total Deductions
4	Gioia FIORI	ITA	14	45.10	24.80	20.30	0.00

#	Executed Elements	Info	Base Value	GOE	J1	J2	J3	J4	J5	J6	J7	J8	J9	Ref.	Scores of Panel
1	2A		3.30	0.66	2	2	2	2	1						3.96
2	3T+2T		5.50	0.42	1	1	2	1	0						5.92
3	FSSp3		2.60	0.09	2	0	-1	2	-1						2.69
4	2Lz	x	2.31	0.28	1	2	2	1	0						2.59
5	CCoSp4		3.50	0.58	2	2	1	2	1						4.08
6	StSq2		2.60	0.17	1	0	1	1	0						2.77
7	LSp4		2.70	0.09	1	-1	0	1	0						2.79
			22.51												24.80
Program Components			Factor												
Composition			1.33	5.50	5.00	5.00	4.75	4.25							4.92
Presentation			1.33	5.75	5.25	5.00	5.25	4.75							5.17
Skating Skills			1.33	5.25	5.25	5.50	5.00	5.00							5.17
Judges Total Program Component Score (factored)													20.30		

Deductions: 0.00

Rank	Name	Nation	Starting Number	Total Segment Score	Total Element Score	Total Program Component Score (factored)	Total Deductions
5	Krista GEORGIEVA	BUL	6	45.10	24.60	20.50	0.00

#	Executed Elements	Info	Base Value	GOE	J1	J2	J3	J4	J5	J6	J7	J8	J9	Ref.	Scores of Panel
1	2A		3.30	0.11	0	0	1	1	0						3.41
2	3Sq+2T	q	5.60	-0.72	-2	-2	-2	-1	-1						4.88
3	CCoSp4		3.50	0.58	2	2	3	1	1						4.08
4	2Lz	x	2.31	0.14	0	1	1	1	0						2.45
5	FSSp4		3.00	0.00	0	0	0	1	0						3.00
6	StSq3		3.30	0.33	1	1	1	3	1						3.63
7	LSp4		2.70	0.45	2	1	2	2	1						3.15
			23.71												24.60
Program Components			Factor												
Composition			1.33	5.25	5.00	5.00	5.25	5.00							5.08
Presentation			1.33	5.00	5.25	5.00	4.75	5.50							5.08
Skating Skills			1.33	5.00	5.25	5.50	5.00	5.50							5.25
Judges Total Program Component Score (factored)													20.50		

Deductions: 0.00

Rank	Name	Nation	Starting Number	Total Segment Score	Total Element Score	Total Program Component Score (factored)	Total Deductions
6	Beatrice SOLDATI	ITA	8	41.48	21.09	20.39	0.00

#	Executed Elements	Info	Base Value	GOE	J1	J2	J3	J4	J5	J6	J7	J8	J9	Ref.	Scores of Panel
1	3T+3T<<	<<	5.50	-1.68	-3	-5	-4	-4	-4						3.82
2	3Lze<	<	3.54	-1.65	-4	-5	-5	-4	-5						1.89
3	2A		3.30	0.22	1	0	1	1	0						3.52
4	FSSp3		2.60	0.09	1	1	0	-1	0						2.69
5	StSq3		3.30	0.22	2	1	0	0	1						3.52
6	LSp2		1.90	0.25	2	0	2	1	1						2.15
7	CCoSp4		3.50	0.00	1	0	0	0	0						3.50
			23.64												21.09
Program Components			Factor												
Composition			1.33	5.75	5.75	4.75	4.50	4.75							5.08
Presentation			1.33	5.75	5.50	4.75	4.00	4.75							5.00
Skating Skills			1.33	5.50	5.75	5.00	4.75	5.25							5.25
Judges Total Program Component Score (factored)													20.39		

Deductions: 0.00





JUDGES DETAILS PER SKATER

JUNIOR WOMEN SHORT PROGRAM

Rank	Name	Nation	Starting Number	Total Segment Score	Total Element Score	Total Program Component Score (factored)		Total Deductions							
7	Miriam Stefania TALI	ITA	22	41.02	20.40	20.62		0.00							
#	Executed Elements	Info	Base Value	GOE	J1	J2	J3	J4	J5	J6	J7	J8	J9	Ref.	Scores of Panel
1	3Lo<+COMBO	<	3.92	-1.96	-5	-5	-5	-4	-5						1.96
2	2A		3.30	0.11	0	1	0	1	0						3.41
3	FSSp4		3.00	0.10	0	0	0	1	1						3.10
4	CCoSp4		3.50	0.23	1	1	1	-1	0						3.73
5	2Lz	x	2.31	0.21	1	2	1	1	0						2.52
6	LSp3		2.40	0.16	0	1	0	1	1						2.56
7	StSq2		2.60	0.52	1	2	2	3	2						3.12
			21.03											20.40	
Program Components				Factor											
Composition				1.33	4.75	5.50	4.75	5.50	5.00					5.08	
Presentation				1.33	5.00	5.75	5.00	5.75	5.00					5.25	
Skating Skills				1.33	4.75	5.50	5.25	5.25	5.00					5.17	
Judges Total Program Component Score (factored)														20.62	
Deductions:															0.00

Rank	Name	Nation	Starting Number	Total Segment Score	Total Element Score	Total Program Component Score (factored)		Total Deductions								
8	Chloe Desiree LEUNG	HKG	10	38.74	21.13	19.61		-2.00								
#	Executed Elements	Info	Base Value	GOE	J1	J2	J3	J4	J5	J6	J7	J8	J9	Ref.	Scores of Panel	
1	3Lzq	q	5.90	-1.18	-3	-2	-2	-2	-2						4.72	
2	3Fe<<+COMBO	F	1.44	-0.72	-5	-5	-5	-5	-5						0.72	
3	FSSp4		3.00	0.00	0	1	0	0	0						3.00	
4	2Aq	q	3.63	-0.55	-2	-2	-2	-1	-1						3.08	
5	StSq3		3.30	0.22	0	0	1	1	2						3.52	
6	LSp3		2.40	-0.16	-1	-2	-2	1	1						2.24	
7	CCoSp4		3.50	0.35	1	2	1	1	1						3.85	
			23.17											21.13		
Program Components				Factor												
Composition				1.33	4.75	5.50	4.75	4.50	5.00					4.83		
Presentation				1.33	5.00	5.25	4.75	4.00	5.25					5.00		
Skating Skills				1.33	4.75	5.75	4.75	4.25	5.25					4.92		
Judges Total Program Component Score (factored)														19.61		
Deductions:								Time violation	-1.00	Falls	-1.00	(1)				-2.00

Rank	Name	Nation	Starting Number	Total Segment Score	Total Element Score	Total Program Component Score (factored)		Total Deductions							
9	Katerina GERVITZ	ISR	20	38.67	19.82	18.85		0.00							
#	Executed Elements	Info	Base Value	GOE	J1	J2	J3	J4	J5	J6	J7	J8	J9	Ref.	Scores of Panel
1	FSSp4		3.00	0.30	2	0	0	2	1						3.30
2	2A		3.30	-0.44	-1	-1	-1	-2	-2						2.86
3	1Lz*	*	0.00	0.00	-	-	-	-	-						0.00
4	CCoSp4		3.50	-0.23	-2	0	1	-2	0						3.27
5	3Sq+2T	q	6.16	-2.01	-5	-5	-5	-3	-4						4.15
6	StSq3		3.30	0.33	1	1	1	1	2						3.63
7	CSp3		2.30	0.31	1	1	2	1	2						2.61
			21.56											19.82	
Program Components				Factor											
Composition				1.33	4.75	4.50	5.00	4.25	4.75					4.67	
Presentation				1.33	4.50	4.75	5.25	4.50	5.00					4.75	
Skating Skills				1.33	4.75	4.75	4.75	3.75	5.00					4.75	
Judges Total Program Component Score (factored)														18.85	
Deductions:															0.00



JUDGES DETAILS PER SKATER JUNIOR WOMEN SHORT PROGRAM

Rank	Name	Nation	Starting Number	Total Segment Score	Total Element Score	Total Program Component Score (factored)	Total Deductions								
10	Sara TADINI	ITA	24	37.98	18.48	20.50	-1.00								
#	Executed Elements	Info	Base Value	GOE	J1	J2	J3	J4	J5	J6	J7	J8	J9	Ref.	Scores of Panel
1	3S<+COMBO	F	3.44	-1.72	-5	-5	-5	-4	-5						1.72
2	2Lz		2.10	0.35	1	2	2	2	0						2.45
3	FSSp4		3.00	0.30	1	1	2	1	1						3.30
4	2A		3.30	-0.22	0	-1	-1	1	-1						3.08
5	CCoSp2		2.50	0.08	0	0	0	1	1						2.58
6	StSq3		3.30	0.55	1	0	2	2	2						3.85
7	LSp1		1.50	0.00	0	0	0	0	0						1.50
			19.14												18.48
Program Components			Factor												
Composition			1.33	5.00	5.00	5.25	5.25	4.75						5.08	
Presentation			1.33	4.75	4.75	5.25	5.50	5.00						5.00	
Skating Skills			1.33	5.25	5.25	5.50	5.50	5.00						5.33	
Judges Total Program Component Score (factored)														20.50	
Deductions:			Falls -1.00 (1)											-1.00	

Rank	Name	Nation	Starting Number	Total Segment Score	Total Element Score	Total Program Component Score (factored)	Total Deductions								
11	Ana STRATULAT	ROU	11	36.60	18.43	18.17	0.00								
#	Executed Elements	Info	Base Value	GOE	J1	J2	J3	J4	J5	J6	J7	J8	J9	Ref.	Scores of Panel
1	2A		3.30	0.00	0	0	0	1	0						3.30
2	LSp4		2.70	0.00	0	0	0	1	0						2.70
3	3Tq+COMBO+2T*	*	4.20	-2.10	-5	-5	-5	-5	-5						2.10
4	StSq3		3.30	0.11	1	1	0	-1	0						3.41
5	2Lz	x	2.31	0.21	1	1	1	1	1						2.52
6	CCoSp3		3.00	0.00	0	0	0	0	0						3.00
7	FSSp1		2.00	-0.60	-3	-3	-4	-3	-2						1.40
			20.81												18.43
Program Components			Factor												
Composition			1.33	5.00	5.00	4.25	4.00	4.50						4.58	
Presentation			1.33	4.75	5.25	4.25	4.25	4.50						4.50	
Skating Skills			1.33	5.00	5.00	4.50	4.00	4.25						4.58	
Judges Total Program Component Score (factored)														18.17	
Deductions:														0.00	

Rank	Name	Nation	Starting Number	Total Segment Score	Total Element Score	Total Program Component Score (factored)	Total Deductions								
12	Teodora GHEORGHE	ROU	18	34.24	17.28	16.96	0.00								
#	Executed Elements	Info	Base Value	GOE	J1	J2	J3	J4	J5	J6	J7	J8	J9	Ref.	Scores of Panel
1	2F+2Lo		3.50	0.00	0	0	0	0	-1						3.50
2	2A<<	<<	1.10	-0.55	-5	-5	-5	-5	-5						0.55
3	FSSp3		2.60	0.17	0	1	1	0	1						2.77
4	2Lz		2.10	0.00	0	0	0	1	-1						2.10
5	StSq2		2.60	0.09	1	0	0	1	0						2.69
6	CCoSp4		3.50	-0.23	-1	-1	0	-1	0						3.27
7	LSp3		2.40	0.00	0	-1	0	0	0						2.40
			17.80												17.28
Program Components			Factor												
Composition			1.33	4.50	4.25	3.75	4.25	4.25						4.25	
Presentation			1.33	4.25	4.50	3.75	4.50	4.25						4.33	
Skating Skills			1.33	4.50	4.25	4.25	4.00	4.00						4.17	
Judges Total Program Component Score (factored)														16.96	
Deductions:														0.00	

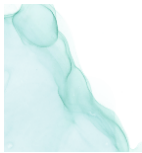


JUDGES DETAILS PER SKATER JUNIOR WOMEN SHORT PROGRAM

Rank	Name	Nation	Starting Number	Total Segment Score	Total Element Score	Total Program Component Score (factored)	Total Deductions								
13	Hanna RAI TH	AUT	15	31.97	17.13	15.84	-1.00								
#	Executed Elements	Info	Base Value	GOE	J1	J2	J3	J4	J5	J6	J7	J8	J9	Ref.	Scores of Panel
1	2Lz		2.10	0.07	0	1	0	1	0						2.17
2	2A		3.30	-0.55	-2	-2	-2	0	-1						2.75
3	FSSp4		3.00	0.20	0	1	0	1	1						3.20
4	StSq2		2.60	0.00	0	-1	0	0	0						2.60
5	2F1+COMBO	F	1.98	x -0.90	-5	-5	-5	-5	-5						1.08
6	CSp3		2.30	0.00	-1	1	0	0	0						2.30
7	CCoSp4		3.50	-0.47	-2	-2	-1	-1	-1						3.03
			18.78												17.13
Program Components			Factor												
Composition			1.33	4.25	3.50	3.75	4.00	4.50			4.00				
Presentation			1.33	4.25	3.50	3.75	3.50	4.25			3.83				
Skating Skills			1.33	4.50	3.75	4.00	3.75	4.50			4.08				
Judges Total Program Component Score (factored)										15.84					
Deductions:			Falls -1.00 (1)							-1.00					

Rank	Name	Nation	Starting Number	Total Segment Score	Total Element Score	Total Program Component Score (factored)	Total Deductions								
14	Maria SMARANDA	ROU	16	31.59	16.08	15.51	0.00								
#	Executed Elements	Info	Base Value	GOE	J1	J2	J3	J4	J5	J6	J7	J8	J9	Ref.	Scores of Panel
1	2Aq	q	3.30	-1.65	-5	-5	-5	-5	-5						1.65
2	FSSp2		2.30	-0.54	-3	-2	-1	-2	-3						1.76
3	2Lz		2.10	0.00	0	0	0	0	-1						2.10
4	StSq2		2.60	-0.09	0	0	-1	0	-1						2.51
5	LSp2		1.90	-0.25	-2	-1	-1	0	-2						1.65
6	2Fq+2Lo	q	3.85	x -0.36	-2	-2	-2	-2	-2						3.49
7	CCoSp4		3.50	-0.58	-2	-3	-1	-2	-1						2.92
			19.55												16.08
Program Components			Factor												
Composition			1.33	4.25	4.25	3.50	3.75	3.75			3.92				
Presentation			1.33	4.25	4.25	3.50	3.00	3.75			3.83				
Skating Skills			1.33	4.00	4.00	3.75	3.25	4.25			3.92				
Judges Total Program Component Score (factored)										15.51					
Deductions:										0.00					

Rank	Name	Nation	Starting Number	Total Segment Score	Total Element Score	Total Program Component Score (factored)	Total Deductions								
15	Martina BERTOLINI	ITA	4	30.99	14.37	16.62	0.00								
#	Executed Elements	Info	Base Value	GOE	J1	J2	J3	J4	J5	J6	J7	J8	J9	Ref.	Scores of Panel
1	1T*+COMBO	*	0.00	0.00	-	-	-	-	-						0.00
2	2A		3.30	-0.11	-1	0	0	0	-1						3.19
3	FSSp3		2.60	0.17	1	0	0	1	1						2.77
4	LSp2		1.90	-0.38	-2	-2	-1	-2	-2						1.52
5	StSq2		2.60	0.09	-1	0	0	1	1						2.69
6	CCoSp3		3.00	-0.20	-1	0	0	-2	-1						2.80
7	2Lze	e	1.85	x -0.45	-2	-3	-3	-2	-3						1.40
			15.25												14.37
Program Components			Factor												
Composition			1.33	4.25	4.25	4.00	4.25	4.75			4.25				
Presentation			1.33	4.00	4.00	4.00	4.00	4.50			4.00				
Skating Skills			1.33	4.00	4.50	4.25	3.75	4.50			4.25				
Judges Total Program Component Score (factored)										16.62					
Deductions:										0.00					



JUDGES DETAILS PER SKATER JUNIOR WOMEN SHORT PROGRAM

Rank	Name	Nation	Starting Number	Total Segment Score	Total Element Score	Total Program Component Score (factored)	Total Deductions								
16	Tsvetelina PANOVA	BUL	2	30.53	15.01	16.52	-1.00								
#	Executed Elements	Info	Base Value	GOE	J1	J2	J3	J4	J5	J6	J7	J8	J9	Ref.	Scores of Panel
1	2F+2Lo		3.50	0.00	1	0	0	0	0						3.50
2	2Aq	F	3.30	-1.65	-5	-5	-5	-5	-5						1.65
3	CSp2		1.80	-0.36	-3	-2	-2	-2	-2						1.44
4	2Lz	x	2.31	0.00	0	0	0	1	0						2.31
5	CCoSp		0.00	0.00	-	-	-	-	-						0.00
6	StSq3		3.30	0.11	1	0	0	2	-1						3.41
7	FSSp4		3.00	-0.30	-2	0	-2	0	-1						2.70
			17.21												15.01
Program Components			Factor												
Composition			1.33	4.50	3.75	4.25	4.25	4.25	4.25						4.25
Presentation			1.33	4.25	3.50	4.25	3.75	4.00	4.00						4.00
Skating Skills			1.33	4.25	3.75	4.25	4.00	4.25	4.25						4.17
Judges Total Program Component Score (factored)															16.52
Deductions:			Falls	-1.00	(1)										-1.00

Rank	Name	Nation	Starting Number	Total Segment Score	Total Element Score	Total Program Component Score (factored)	Total Deductions								
17	Maria ILIEVA	BUL	21	29.90	15.39	14.51	0.00								
#	Executed Elements	Info	Base Value	GOE	J1	J2	J3	J4	J5	J6	J7	J8	J9	Ref.	Scores of Panel
1	2Lz		2.10	0.00	0	1	0	0	0						2.10
2	2F+2Lo		3.50	-0.06	-1	0	0	0	-1						3.44
3	FSSp2		2.30	-0.15	0	0	-1	-1	-1						2.15
4	1A*	*	0.00	0.00	-	-	-	-	-						0.00
5	StSq2		2.60	0.00	0	0	0	0	0						2.60
6	CSp3		2.30	0.00	0	0	0	-1	0						2.30
7	CCoSp3		3.00	-0.20	-1	-1	0	-2	0						2.80
			15.80												15.39
Program Components			Factor												
Composition			1.33	4.25	3.50	3.25	3.75	3.50	3.50						3.58
Presentation			1.33	4.25	3.50	3.50	3.50	3.75	3.75						3.58
Skating Skills			1.33	4.00	3.75	3.50	3.75	3.75	3.75						3.75
Judges Total Program Component Score (factored)															14.51
Deductions:															0.00

Rank	Name	Nation	Starting Number	Total Segment Score	Total Element Score	Total Program Component Score (factored)	Total Deductions								
18	Alice PELUSO	ITA	9	29.22	12.37	16.85	0.00								
#	Executed Elements	Info	Base Value	GOE	J1	J2	J3	J4	J5	J6	J7	J8	J9	Ref.	Scores of Panel
1	2F+2Lo		3.50	-0.60	-3	-4	-3	-3	-4						2.90
2	1A*	*	0.00	0.00	-	-	-	-	-						0.00
3	CSp2		1.80	-0.06	0	-1	0	-2	0						1.74
4	StSq2		2.60	-0.09	0	-1	-1	1	0						2.51
5	2Lzq	q	2.31	-0.42	-2	-2	-2	-2	-2						1.89
6	CCoSp1		2.00	-0.27	-1	-2	0	-3	-1						1.73
7	FSSp1		2.00	-0.40	-3	-2	-2	-2	-2						1.60
			14.21												12.37
Program Components			Factor												
Composition			1.33	4.75	4.25	4.50	4.50	3.50	3.75						4.17
Presentation			1.33	4.25	4.25	4.50	4.50	3.75	4.25						4.25
Skating Skills			1.33	4.50	4.00	4.50	3.25	4.25	4.25						4.25
Judges Total Program Component Score (factored)															16.85
Deductions:															0.00

<p>OFFICIAL SPONSOR</p> <p>FUNDAȚIA TIRIAC</p>		<p>PARTNERS</p> <p>Original Gerovital by Prof. Dr. A. Galan</p>		<p>SAMUS[®] Aproape de tine!</p>		<p>REDIS NUTRIȚIE De Sufletul Tău!</p>	
--	--	---	--	---	--	--	--



JUDGES DETAILS PER SKATER

JUNIOR WOMEN SHORT PROGRAM

Rank	Name	Nation	Starting Number	Total Segment Score	Total Element Score	Total Program Component Score (factored)	Total Deductions									
19	Daria CHERNOPYATOVA	BUL	19	27.80	14.05	13.75	0.00									
#	Executed Elements	Info	Base Value	GOE	J1	J2	J3	J4	J5	J6	J7	J8	J9	Ref.	Scores of Panel	
1	FSSp2		2.30	-0.31	-1	-2	-2	-1	0						1.99	
2	2Lz		2.10	0.00	0	0	0	0	0						2.10	
3	2A<<	<<	1.10	-0.55	-5	-5	-5	-5	-5						0.55	
4	CSp3		2.30	0.00	-1	0	0	0	0						2.30	
5	2F!+2T	!	3.41	x -0.24	-1	-1	-2	-2	-1						3.17	
6	StSq1		1.80	-0.36	0	-3	-3	-2	-1						1.44	
7	CCoSp3		3.00	-0.50	-2	-2	-1	-2	-1						2.50	
			16.01												14.05	
Program Components			Factor													
Composition			1.33	3.50	3.00	2.75	3.50	3.75								3.33
Presentation			1.33	3.75	3.50	2.75	3.25	3.75								3.50
Skating Skills			1.33	3.50	3.25	3.25	3.75	4.00								3.50
Judges Total Program Component Score (factored)													13.75			
Deductions:															0.00	

Rank	Name	Nation	Starting Number	Total Segment Score	Total Element Score	Total Program Component Score (factored)	Total Deductions									
20	Maria Bianca IONESCU	ROU	23	27.80	13.17	14.63	0.00									
#	Executed Elements	Info	Base Value	GOE	J1	J2	J3	J4	J5	J6	J7	J8	J9	Ref.	Scores of Panel	
1	2A<<	<<	1.10	-0.55	-5	-5	-5	-5	-5						0.55	
2	2F!+2Lo<	<	3.16	-0.90	-5	-5	-5	-5	-5						2.26	
3	FSSp1		2.00	-0.40	-2	-2	-3	-2	-1						1.60	
4	2Lz		2.10	0.07	1	1	0	0	0						2.17	
5	CCoSp4		3.50	-0.12	0	0	0	-2	-1						3.38	
6	StSq1		1.80	-0.30	-1	-2	-3	-2	0						1.50	
7	LSp2		1.90	-0.19	0	-1	-1	-2	-1						1.71	
			15.56												13.17	
Program Components			Factor													
Composition			1.33	4.00	3.50	3.00	3.50	4.00								3.67
Presentation			1.33	4.25	3.75	3.25	3.25	4.25								3.75
Skating Skills			1.33	3.75	3.75	3.00	3.25	3.75								3.58
Judges Total Program Component Score (factored)													14.63			
Deductions:															0.00	

Rank	Name	Nation	Starting Number	Total Segment Score	Total Element Score	Total Program Component Score (factored)	Total Deductions									
21	Ingrid Ana PRICOP	ROU	3	26.30	10.46	16.84	-1.00									
#	Executed Elements	Info	Base Value	GOE	J1	J2	J3	J4	J5	J6	J7	J8	J9	Ref.	Scores of Panel	
1	LSp2		1.90	0.06	0	0	1	0	2						1.96	
2	2Lz		2.10	0.00	0	0	-2	1	0						2.10	
3	2A<<		1.10	-0.55	-5	-5	-5	-5	-5						0.55	
4	1F*+1T*	*	0.00	0.00	-	-	-	-	-						0.00	
5	FSSp2		2.30	-0.61	-2	-3	-4	-2	-3						1.69	
6	StSq2		2.60	0.00	0	0	0	2	0						2.60	
7	CCoSp2V		1.88	-0.32	-1	-2	-2	-2	0						1.56	
			11.88												10.46	
Program Components			Factor													
Composition			1.33	4.00	4.25	4.25	4.00	3.50								4.08
Presentation			1.33	4.25	4.25	4.25	4.25	4.00								4.25
Skating Skills			1.33	4.50	4.50	4.50	4.00	4.00								4.33
Judges Total Program Component Score (factored)													16.84			
Deductions:							Falls						-1.00 (1)	-1.00		



JUDGES DETAILS PER SKATER JUNIOR WOMEN SHORT PROGRAM

Rank	Name	Nation	Starting Number	Total Segment Score	Total Element Score	Total Program Component Score (factored)	Total Deductions								
22	Georgia Despoina KALOMOIRI	GRE	1	22.54	10.92	11.62	0.00								
#	Executed Elements	Info	Base Value	GOE	J1	J2	J3	J4	J5	J6	J7	J8	J9	Ref.	Scores of Panel
1	2A<<	<<	1.10	-0.44	-4	-4	-4	-4	-4						0.66
2	2Lo+2Lo<	<	3.06	-0.51	-3	-3	-2	-3	-3						2.55
3	CSp2		1.80	0.12	1	1	0	0	2						1.92
4	2Lz<<	<<	0.60	-0.30	-5	-5	-5	-5	-5						0.30
5	FSSp3		2.60	-0.35	-2	0	-2	-2	0						2.25
6	StSq1		1.80	-0.48	-2	-3	-4	-2	-3						1.32
7	CCoSp2		2.50	-0.58	-3	-3	0	-2	-2						1.92
			13.46												10.92
Program Components			Factor												
Composition			1.33	3.00	2.25	2.50	3.00	3.50			2.83				
Presentation			1.33	3.25	2.50	2.50	2.75	3.25			2.83				
Skating Skills			1.33	3.25	2.25	3.25	3.00	3.00			3.08				
Judges Total Program Component Score (factored)										11.62					
Deductions:										0.00					

Rank	Name	Nation	Starting Number	Total Segment Score	Total Element Score	Total Program Component Score (factored)	Total Deductions								
23	Ivayla MESECHKOVA	BUL	13	12.39	1.75	10.64	0.00								
#	Executed Elements	Info	Base Value	GOE	J1	J2	J3	J4	J5	J6	J7	J8	J9	Ref.	Scores of Panel
1	1A*	*	0.00	0.00	-	-	-	-	-						0.00
2	2F!<<+1T<<*	*	0.50	-0.25	-5	-5	-5	-5	-5						0.25
3	CCoSp		0.00	0.00	-	-	-	-	-						0.00
4	StSq1		1.80	-0.30	0	-2	-1	-2	-2						1.50
5	1Lz*	*	0.00	0.00	-	-	-	-	-						0.00
6	FSSp		0.00	0.00	-	-	-	-	-						0.00
7	CSp		0.00	0.00	-	-	-	-	-						0.00
			2.30												1.75
Program Components			Factor												
Composition			1.33	3.50	2.50	2.50	3.00	3.00			2.83				
Presentation			1.33	3.00	2.75	2.00	2.75	2.50			2.67				
Skating Skills			1.33	3.25	2.50	2.25	2.50	2.50			2.50				
Judges Total Program Component Score (factored)										10.64					
Deductions:										0.00					

Rank	Name	Nation	Starting Number	Total Segment Score	Total Element Score	Total Program Component Score (factored)	Total Deductions								
24	Despoina GONIDAKI	GRE	5	12.32	5.67	9.65	-3.00								
#	Executed Elements	Info	Base Value	GOE	J1	J2	J3	J4	J5	J6	J7	J8	J9	Ref.	Scores of Panel
1	2A<<	<<	1.10	-0.55	-5	-5	-5	-5	-5						0.55
2	2S+COMBO+2Tq*	*	1.30	-0.65	-5	-5	-5	-4	-5						0.65
3	CCoSp1		2.00	-0.47	-2	-3	-3	-2	-1						1.53
4	2Lz<	<	1.68	-0.84	-5	-5	-5	-5	-5						0.84
5	FSSp	F	0.00	0.00	-	-	-	-	-						0.00
6	StSqB		1.50	-0.40	-2	-3	-4	-3	-2						1.10
7	LSpB		1.20	-0.20	-1	-3	-1	-2	-2						1.00
			8.78												5.67
Program Components			Factor												
Composition			1.33	2.50	2.00	2.50	2.75	3.25			2.58				
Presentation			1.33	2.00	2.00	2.25	2.25	3.25			2.17				
Skating Skills			1.33	2.25	2.00	2.75	2.50	2.75			2.50				
Judges Total Program Component Score (factored)										9.65					
Deductions:			Time violation	-2.00	Falls	-1.00	(1)			-3.00					




INTERNATIONAL | INTERCLUB | RECREATIONAL | ADULT
20-25 FEB. 2024, ROMANIA, ALLIANZ-TIRIAC ARENA



OFFICIAL SPONSOR



FUNDAȚIA TIRIAC



JUDGES DETAILS PER SKATER JUNIOR WOMEN SHORT PROGRAM

Legend:							
#	Sequence number	GOE	Grade of Execution	Jx	Judges (x=1-9)	Ref.	Referee
*	Invalid element	e	Wrong edge	<	Under-rotated jump	<<	Downgraded jump
x	Credit for highlight distribution, base value multiplied by 1.1			!	Not clear edge	F	Fall
q	Jump landed on the quarter						

printed: 23.02.2024 20:08

Page 9 / 9

