



JUDGES DETAILS PER SKATER JUNIOR WOMEN FREE SKATING

Rank	Name	Nation	Starting Number	Total Segment Score	Total Element Score	Total Program Component Score (factored)	Total Deductions									
1	Anna SHENIUUK	ISR	24	82.72	41.55	43.17	-2.00									
#	Executed Elements	Info	Base Value	GOE	J1	J2	J3	J4	J5	J6	J7	J8	J9	Ref.	Scores of Panel	
1	3Lz+2T		7.20	0.59	1	1	1	1	0						7.79	
2	3Fe	e	4.24	-0.71	-2	-3	-1	0	-2						3.53	
3	2Lo+2A<<+SEQ	F	2.80	-0.85	-5	-5	-5	-5	-5						1.95	
4	2A	F	3.30	-1.65	-5	-5	-5	-4	-5						1.65	
5	ChSq1		3.00	0.67	1	0	1	2	2						3.67	
6	3S+2T+2T*	*	6.16	x 0.43	1	1	1	1	0						6.59	
7	CSp4		2.60	0.43	1	1	2	2	2						3.03	
8	3T		4.62	x 0.70	2	1	2	2	1						5.32	
9	3Sq+1Eu*+2S*+REP	*	3.31	x -0.57	-3	-2	-1	-1	-1						2.74	
10	FSSp2		2.30	0.23	0	1	1	1	1						2.53	
11	CCoSp2		2.50	0.25	0	0	1	2	3						2.75	
			42.03												41.55	
Program Components				Factor												
Composition				2.67	5.25	4.75	5.25	5.75	5.75							5.42
Presentation				2.67	5.00	4.75	5.25	5.00	5.25							5.08
Skating Skills				2.67	5.75	5.75	5.50	5.50	5.75							5.67
Judges Total Program Component Score (factored)															43.17	
Deductions:				Falls	-2.00	(2)									-2.00	

Rank	Name	Nation	Starting Number	Total Segment Score	Total Element Score	Total Program Component Score (factored)	Total Deductions									
2	Beatrice SOLDATI	ITA	19	81.14	40.64	40.50	0.00									
#	Executed Elements	Info	Base Value	GOE	J1	J2	J3	J4	J5	J6	J7	J8	J9	Ref.	Scores of Panel	
1	2T		1.30	-0.09	-3	-1	0	0	-1						1.21	
2	3Lo		4.90	0.00	0	0	0	0	-1						4.90	
3	3Fq	q	5.30	-0.88	-2	-2	-3	-1	-1						4.42	
4	3Lo<+1Eu+2S	<	5.72	-1.05	-3	-3	-2	-1	-3						4.67	
5	FCCoSp3		3.00	0.00	0	-2	-1	2	1						3.00	
6	ChSq1		3.00	0.50	1	1	1	2	0						3.50	
7	2A		3.63	x 0.00	-1	0	1	0	0						3.63	
8	3Sq+2T	q	6.16	x -0.86	-2	-2	-2	-2	-1						5.30	
9	3S<+1A+SEQ	<	4.99	x -0.69	-2	-2	-3	-1	-2						4.30	
10	LSp2		1.90	0.19	1	1	1	2	0						2.09	
11	CCoSp4		3.50	0.12	1	-1	-1	1	2						3.62	
			43.40												40.64	
Program Components				Factor												
Composition				2.67	4.75	5.00	5.25	5.25	4.50							5.00
Presentation				2.67	5.00	5.00	5.00	5.50	4.50							5.00
Skating Skills				2.67	5.00	5.50	5.25	5.00	5.25							5.17
Judges Total Program Component Score (factored)															40.50	
Deductions:															0.00	

<p>OFFICIAL SPONSOR</p> <p>FUNDAȚIA ȚIRIAC</p>		<p>PARTNERS</p> <p>Original Gerovital by Prof. Dr. A. Colan</p>		<p>SAMUS[®] Aproape de tine!</p>		<p>REDIS NUTRIȚIE</p> <p>ALBATROS[®] De Sufletul Tău!</p>	
--	--	---	--	---	--	--	--



JUDGES DETAILS PER SKATER JUNIOR WOMEN FREE SKATING

Rank	Name	Nation	Starting Number	Total Segment Score	Total Element Score	Total Program Component Score (factored)	Total Deductions
3	Sayra BESSIRE	SUI	23	78.68	39.97	38.71	0.00

#	Executed Elements	Info	Base Value	GOE	J1	J2	J3	J4	J5	J6	J7	J8	J9	Ref.	Scores of Panel
1	3F!	!	5.30	-0.71	-2	-1	-1	-2	-1						4.59
2	3Lz		5.90	0.00	0	0	0	-1	0						5.90
3	2A		3.30	-0.55	-2	-1	-2	-1	-2						2.75
4	2A		3.30	-0.33	-1	-1	-2	-1	-1						2.97
5	FSSp4		3.00	0.30	1	1	1	2	1						3.30
6	1S		0.44	x -0.03	-2	-1	-1	0	0						0.41
7	3Tq	q	4.62	x -0.84	-2	-2	-1	-2	-2						3.78
8	3S+1Eu+2S	x	6.71	x 0.00	0	1	0	0	0						6.71
9	ChSq1		3.00	0.50	1	1	0	2	1						3.50
10	CCoSp4		3.50	0.58	2	1	1	2	3						4.08
11	CSp2		1.80	0.18	1	1	1	1	2						1.98
			40.87												39.97
Program Components			Factor												
Composition			2.67	5.25	4.75	4.50	4.50	5.00							4.75
Presentation			2.67	5.25	4.50	4.50	4.25	4.75							4.58
Skating Skills			2.67	5.50	5.50	4.75	4.75	5.25							5.17
Judges Total Program Component Score (factored)													38.71		

Deductions:

0.00

Rank	Name	Nation	Starting Number	Total Segment Score	Total Element Score	Total Program Component Score (factored)	Total Deductions
4	Krista GEORGIEVA	BUL	20	77.64	36.26	41.38	0.00

#	Executed Elements	Info	Base Value	GOE	J1	J2	J3	J4	J5	J6	J7	J8	J9	Ref.	Scores of Panel
1	2A		3.30	0.33	1	1	1	1	1						3.63
2	3Sq	q	4.30	-1.72	-4	-5	-4	-3	-4						2.58
3	3S<+COMBO+2T*	*	3.44	-1.49	-5	-5	-4	-4	-4						1.95
4	CCoSp4		3.50	0.58	1	1	2	2	3						4.08
5	3Lo<<	<<	1.70	-0.51	-3	-3	-3	-3	-4						1.19
6	2A	x	3.63	x 0.00	1	0	0	-1	0						3.63
7	FCCoSp4		3.50	0.70	2	2	1	2	2						4.20
8	ChSq1		3.00	1.00	2	0	2	3	2						4.00
9	2Lz+1Lo	x	2.86	x 0.00	-1	0	0	0	0						2.86
10	2F+2Lo+2T	x	5.28	x 0.00	0	0	0	0	0						5.28
11	FSSp3		2.60	0.26	1	1	1	1	1						2.86
			37.11												36.26
Program Components			Factor												
Composition			2.67	5.25	4.50	5.50	5.00	5.00							5.08
Presentation			2.67	5.25	4.75	5.50	5.25	5.25							5.25
Skating Skills			2.67	5.00	5.00	5.75	4.75	5.50							5.17
Judges Total Program Component Score (factored)													41.38		

Deductions:

0.00



JUDGES DETAILS PER SKATER JUNIOR WOMEN FREE SKATING

Rank	Name	Nation	Starting Number	Total Segment Score	Total Element Score	Total Program Component Score (factored)	Total Deductions								
5	Gioia FIORI	ITA	21	77.59	40.85	38.74	-2.00								
#	Executed Elements	Info	Base Value	GOE	J1	J2	J3	J4	J5	J6	J7	J8	J9	Ref.	Scores of Panel
1	3F	F	5.30	-2.65	-5	-5	-5	-5	-5						2.65
2	3T		4.20	-0.98	-2	-2	-3	-4	-2						3.22
3	2F+2A+SEQ		5.10	0.11	0	1	0	1	0						5.21
4	FCSp4		3.20	0.21	1	0	0	1	1						3.41
5	3S+2T		5.60	0.00	0	0	0	1	0						5.60
6	3S+2T+2Lo		8.03	x -0.86	-2	-2	-3	-1	-2						7.17
7	3T+REP		3.23	x 0.00	0	0	0	1	0						3.23
8	CCoSp4		3.50	0.23	1	0	0	1	2						3.73
9	ChSq1		3.00	0.00	0	0	0	-5	0						3.00
10	2A		3.63	x 0.00	0	0	0	1	0						3.63
11	FCCoSp		0.00	0.00	-	-	-	-	-						0.00
			44.79												40.85
Program Components			Factor												
Composition			2.67	5.00	4.25	4.25	5.25	4.75							4.67
Presentation			2.67	5.25	4.50	4.00	4.75	4.75							4.67
Skating Skills			2.67	5.25	5.25	4.50	5.00	5.25							5.17
Judges Total Program Component Score (factored)															38.74
Deductions:			Time violation	-1.00	Falls				-1.00	(1)					-2.00

Rank	Name	Nation	Starting Number	Total Segment Score	Total Element Score	Total Program Component Score (factored)	Total Deductions								
6	Miriam Stefania TALI	ITA	18	76.65	36.15	40.50	0.00								
#	Executed Elements	Info	Base Value	GOE	J1	J2	J3	J4	J5	J6	J7	J8	J9	Ref.	Scores of Panel
1	3Lo<+2T	<	5.22	-1.18	-3	-3	-3	-2	-3						4.04
2	2A		3.30	0.11	0	0	1	1	0						3.41
3	3Lo<	<	3.92	-1.70	-4	-5	-4	-2	-5						2.22
4	2Aq	q	3.30	-0.55	-2	-2	-1	-2	-1						2.75
5	FCCoSp4		3.50	0.12	1	-1	0	1	0						3.62
6	2Lz+1A+SEQ	x	3.52	0.00	0	1	0	0	0						3.52
7	ChSq1		3.00	0.67	1	1	1	2	2						3.67
8	2F	x	1.98	0.00	0	0	1	0	0						1.98
9	CCoSp4		3.50	0.35	1	1	2	1	1						3.85
10	2Lz+1Eu+2S	x	4.29	0.00	0	0	0	0	0						4.29
11	LSp3		2.40	0.40	2	1	1	2	2						2.80
			37.93												36.15
Program Components			Factor												
Composition			2.67	4.75	4.75	5.25	5.25	5.00							5.00
Presentation			2.67	5.00	5.25	5.25	5.50	4.75							5.17
Skating Skills			2.67	5.00	5.25	5.50	4.75	4.75							5.00
Judges Total Program Component Score (factored)															40.50
Deductions:															0.00

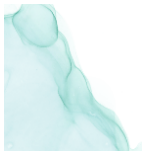


JUDGES DETAILS PER SKATER JUNIOR WOMEN FREE SKATING

Rank	Name	Nation	Starting Number	Total Segment Score	Total Element Score	Total Program Component Score (factored)	Total Deductions									
7	Katerina GERVITZ	ISR	16	74.20	36.06	39.14	-1.00									
#	Executed Elements	Info	Base Value	GOE	J1	J2	J3	J4	J5	J6	J7	J8	J9	Ref.	Scores of Panel	
1	2A+2T		4.60	0.33	1	1	1	1	0						4.93	
2	3S+2T		5.60	0.43	1	1	1	1	1						6.03	
3	2Lo		1.70	0.00	0	0	0	1	0						1.70	
4	FCSSp4		3.00	0.00	-1	0	0	1	0						3.00	
5	3T+1Eu+2S		6.00	0.28	1	0	1	1	0						6.28	
6	CCoSp3		3.00	-0.60	-3	-2	-2	-2	-2						2.40	
7	3Sq	q	4.73	x -2.15	-5	-5	-4	-5	-5						2.58	
8	3T<	F	3.70	x -1.68	-5	-5	-5	-5	-5						2.02	
9	ChSq1		3.00	0.50	1	1	0	2	1						3.50	
10	1A		1.21	x -0.04	-1	0	0	0	-1						1.17	
11	CSp3		2.30	0.15	1	0	0	2	1						2.45	
			38.84												36.06	
Program Components				Factor												
Composition				2.67	5.00	4.50	4.50	5.00	5.00							4.83
Presentation				2.67	4.75	4.75	4.75	5.25	4.50							4.75
Skating Skills				2.67	5.00	5.25	5.00	4.75	5.25							5.08
Judges Total Program Component Score (factored)															39.14	
Deductions:				Falls	-1.00	(1)									-1.00	

Rank	Name	Nation	Starting Number	Total Segment Score	Total Element Score	Total Program Component Score (factored)	Total Deductions									
8	Tsvetelina PANOVA	BUL	9	67.02	33.22	33.80	0.00									
#	Executed Elements	Info	Base Value	GOE	J1	J2	J3	J4	J5	J6	J7	J8	J9	Ref.	Scores of Panel	
1	2A<	<	2.64	-0.79	-3	-3	-3	-2	-3						1.85	
2	2Lz+2T+2Lo		5.10	0.00	0	0	0	0	0						5.10	
3	2A		3.30	-0.33	-1	-1	-1	-1	-1						2.97	
4	2S		1.30	0.00	1	0	0	0	0						1.30	
5	FSSp4		3.00	0.30	1	1	1	2	1						3.30	
6	2Lz+2T		3.40	0.00	-1	0	0	0	0						3.40	
7	2F!+2Lo	!	3.85	x -0.18	-1	-1	-1	-1	-1						3.67	
8	CSp3		2.30	0.23	1	1	1	2	1						2.53	
9	2F!	!	1.98	x -0.18	-1	-1	-1	-1	0						1.80	
10	ChSq1		3.00	0.33	1	1	0	1	0						3.33	
11	CCoSp4		3.50	0.47	1	1	2	2	1						3.97	
			33.37												33.22	
Program Components				Factor												
Composition				2.67	4.25	4.00	4.00	4.25	4.00							4.08
Presentation				2.67	4.50	4.25	4.00	4.00	4.00							4.08
Skating Skills				2.67	4.50	4.50	4.50	4.50	4.50							4.50
Judges Total Program Component Score (factored)															33.80	
Deductions:															0.00	





JUDGES DETAILS PER SKATER JUNIOR WOMEN FREE SKATING

Rank	Name	Nation	Starting Number	Total Segment Score	Total Element Score	Total Program Component Score (factored)	Total Deductions
9	Chloe Desiree LEUNG	HKG	17	65.19	31.14	36.05	-2.00

#	Executed Elements	Info	Base Value	GOE	J1	J2	J3	J4	J5	J6	J7	J8	J9	Ref.	Scores of Panel		
1	3Lz<+2A+SEQ	<	8.02	-1.58	-4	-3	-5	-2	-3						6.44		
2	3Lz<	<	4.72	-1.10	-3	-2	-2	-2	-3						3.62		
3	3F!<	<	4.24	-2.12	-5	-5	-5	-5	-5						2.12		
4	FSSp4		3.00	0.30	0	1	1	1	2						3.30		
5	3S<<+2T	<<	2.60	-0.56	-5	-4	-5	-4	-4						2.04		
6	3Lo<<	F	1.87	x -0.85	-5	-5	-5	-5	-5						1.02		
7	3S<<	F	1.43	x -0.65	-5	-5	-5	-5	-5						0.78		
8	2A<+1Eu<<+2S	<<	4.33	x -1.32	-5	-5	-5	-5	-5						3.01		
9	ChSq1		3.00	0.00	0	0	0	1	0						3.00		
10	LSp2		1.90	0.06	0	-1	1	1	0						1.96		
11	CCoSp4		3.50	0.35	1	1	1	1	2						3.85		
			38.61												31.14		
Program Components				Factor													
Composition				2.67	4.25	4.00	4.25	4.75	4.75							4.42	
Presentation				2.67	4.00	4.25	4.25	4.50	4.25							4.25	
Skating Skills				2.67	4.75	4.50	4.75	5.00	5.00							4.83	
Judges Total Program Component Score (factored)																36.05	

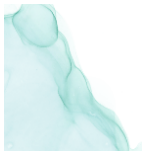
Deductions:	Falls	-2.00 (2)	-2.00
--------------------	-------	-----------	--------------

Rank	Name	Nation	Starting Number	Total Segment Score	Total Element Score	Total Program Component Score (factored)	Total Deductions
10	Martina BERTOLINI	ITA	10	62.23	28.52	34.71	-1.00

#	Executed Elements	Info	Base Value	GOE	J1	J2	J3	J4	J5	J6	J7	J8	J9	Ref.	Scores of Panel		
1	3T	F	4.20	-2.10	-5	-5	-5	-4	-5						2.10		
2	2F+2T		3.10	0.00	-1	0	0	0	0						3.10		
3	2A		3.30	-0.33	-1	-1	-1	0	-2						2.97		
4	FSSp3		2.60	0.00	0	0	0	2	0						2.60		
5	2Lz!+1T	!	2.50	-0.21	-2	-1	-1	-1	-1						2.29		
6	LSp3		2.40	-0.24	-2	-2	0	0	-1						2.16		
7	CCoSp3		3.00	-0.10	0	0	0	-2	-1						2.90		
8	ChSq1		3.00	0.17	0	0	1	1	0						3.17		
9	2A+1Eu+2S<	<	5.32	x -0.88	-4	-3	-2	-2	-3						4.44		
10	2Lze	e	1.85	x -0.50	-3	-4	-3	-3	-3						1.35		
11	2F		1.80	-0.36	-2	-2	-2	-3	-1						1.44		
			33.07												28.52		
Program Components				Factor													
Composition				2.67	4.00	4.50	4.50	4.50	4.00							4.33	
Presentation				2.67	4.00	4.00	4.50	4.25	4.25							4.17	
Skating Skills				2.67	4.50	4.50	4.50	4.75	4.50							4.50	
Judges Total Program Component Score (factored)																34.71	

Deductions:	Falls	-1.00 (1)	-1.00
--------------------	-------	-----------	--------------





JUDGES DETAILS PER SKATER JUNIOR WOMEN FREE SKATING

Rank	Name	Nation	Starting Number	Total Segment Score	Total Element Score	Total Program Component Score (factored)	Total Deductions
11	Sara TADINI	ITA	15	61.68	25.72	36.96	-1.00

#	Executed Elements	Info	Base Value	GOE	J1	J2	J3	J4	J5	J6	J7	J8	J9	Ref.	Scores of Panel	
1	3S<	F	3.44	-1.72	-5	-5	-5	-5	-5						1.72	
2	1F		0.50	-0.03	-1	-1	0	0	-1						0.47	
3	3S<<<+REP	<<	0.91	-0.43	-3	-4	-3	-3	-4						0.48	
4	FSSp3		2.60	0.43	1	1	2	2	2						3.03	
5			0.00	0.00	-	-	-	-	-						0.00	
6	2A+1Eu+2S		5.10	0.00	1	0	0	0	0						5.10	
7	ChSq1		3.00	0.33	1	0	1	0	1						3.33	
8	2A		3.63	x 0.00	1	0	0	0	0						3.63	
9	1Lz		0.66	x -0.04	-1	-1	0	0	-1						0.62	
10	CCoSp4		3.50	0.00	0	0	0	2	0						3.50	
11	2Lz+1T		2.75	x -0.07	-1	-1	0	0	0						2.68	
12	LSpB		1.20	-0.04	0	-1	1	-1	0						1.16	
			27.29												25.72	
Program Components				Factor												
Composition				2.67	5.25	4.50	4.75	4.75	4.50						4.67	
Presentation				2.67	4.75	4.50	4.50	4.50	4.25							4.50
Skating Skills				2.67	4.75	4.75	4.75	4.25	4.50							4.67
Judges Total Program Component Score (factored)																36.96

Deductions:	Falls	-1.00 (1)	-1.00
--------------------	-------	-----------	--------------

Rank	Name	Nation	Starting Number	Total Segment Score	Total Element Score	Total Program Component Score (factored)	Total Deductions
12	Ana STRATULAT	ROU	14	60.58	26.08	34.50	0.00

#	Executed Elements	Info	Base Value	GOE	J1	J2	J3	J4	J5	J6	J7	J8	J9	Ref.	Scores of Panel	
1	2A+1Eu<<<+2S	<<	4.60	-1.32	-5	-3	-3	-4	-5						3.28	
2	2A		3.30	-0.66	-2	-2	-2	-1	-2						2.64	
3	3Tq	q	4.20	-1.96	-5	-4	-5	-3	-5						2.24	
4	LSp3		2.40	-0.24	-2	-1	-2	0	0						2.16	
5	2Fe+2T	e	2.74	-0.34	-2	-3	-2	-2	-3						2.40	
6	ChSq1		3.00	0.17	0	1	0	2	0						3.17	
7	2Fe	e	1.58	x -0.34	-2	-3	-2	-1	-3						1.24	
8	2Lz		2.31	x 0.21	1	1	1	1	0						2.52	
9	2S		1.43	x 0.00	0	0	0	1	0						1.43	
10	CCoSp3V		2.25	0.15	0	1	1	1	0						2.40	
11	FSSp3		2.60	0.00	0	1	0	0	-1						2.60	
			30.41												26.08	
Program Components				Factor												
Composition				2.67	4.75	4.50	4.00	4.00	4.25							4.25
Presentation				2.67	4.50	4.75	4.00	3.75	4.00							4.17
Skating Skills				2.67	4.50	4.50	4.50	4.25	4.50							4.50
Judges Total Program Component Score (factored)																34.50

Deductions:			0.00
--------------------	--	--	-------------

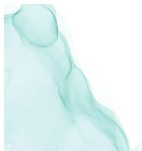




JUDGES DETAILS PER SKATER JUNIOR WOMEN FREE SKATING

Rank	Name	Nation	Starting Number	Total Segment Score	Total Element Score	Total Program Component Score (factored)	Total Deductions									
13	Hanna RAITH	AUT	12	57.27	27.57	30.70	-1.00									
#	Executed Elements	Info	Base Value	GOE	J1	J2	J3	J4	J5	J6	J7	J8	J9	Ref.	Scores of Panel	
1	2F+1Eu+2S		3.60	0.00	0	0	0	1	0						3.60	
2	2A		3.30	-0.55	-2	-1	-2	-2	-1						2.75	
3	2A		3.30	-0.66	-2	0	-2	-2	-2						2.64	
4	FCCoSp4		3.50	-0.47	-2	-2	-2	1	0						3.03	
5	2Lz+2T		3.40	-0.21	-1	-1	-1	0	-1						3.19	
6	2F		1.98	x -0.18	-1	-1	-1	-2	-1						1.80	
7	2Lo+2T		3.30	x -0.17	-1	0	-1	-2	-1						3.13	
8	Lz	F	0.00	x 0.00	-	-	-	-	-						0.00	
9	FCSSp3		2.60	0.00	0	0	-1	0	0						2.60	
10	ChSq1		3.00	-0.67	-1	-2	-2	-1	-1						2.33	
11	CCoSp2		2.50	0.00	0	0	0	-1	1						2.50	
			30.48												27.57	
Program Components			Factor													
Composition			2.67	3.75	3.75	3.75	3.75	3.75	4.25							3.75
Presentation			2.67	3.75	3.75	3.50	3.50	4.00								3.67
Skating Skills			2.67	4.00	4.00	3.75	4.25	4.25								4.08
Judges Total Program Component Score (factored)													30.70			
Deductions:			Falls	-1.00 (1)										-1.00		

Rank	Name	Nation	Starting Number	Total Segment Score	Total Element Score	Total Program Component Score (factored)	Total Deductions									
14	Ophelie CLERC	SUI	22	55.93	24.46	34.47	-3.00									
#	Executed Elements	Info	Base Value	GOE	J1	J2	J3	J4	J5	J6	J7	J8	J9	Ref.	Scores of Panel	
1	3Lz<	F	4.72	-2.36	-5	-5	-5	-5	-5						2.36	
2	3F1q	F	5.30	-2.65	-5	-5	-5	-5	-5						2.65	
3	3Lo<	<	3.92	-1.96	-5	-5	-5	-5	-5						1.96	
4	2A+2T<<	<<	3.70	-1.10	-3	-3	-4	-3	-4						2.60	
5	CSp4		2.60	-0.43	-2	-1	-2	-3	-1						2.17	
6	3Fq+REP	F	4.08	x -2.65	-5	-5	-5	-5	-5						1.43	
7	3Lo<<+REP	<<	1.31	x -0.85	-5	-5	-5	-5	-5						0.46	
8	2A<+1Eu<<+1S	<<	3.34	x -1.32	-5	-5	-5	-4	-5						2.02	
9	FSSp3		2.60	0.09	0	0	0	1	1						2.69	
10	ChSq1		3.00	-0.50	0	-2	-2	1	-1						2.50	
11	CCoSp4		3.50	0.12	0	0	1	-1	1						3.62	
			38.07												24.46	
Program Components			Factor													
Composition			2.67	4.75	4.00	4.00	4.50	4.25								4.25
Presentation			2.67	4.50	4.00	4.00	4.25	3.75								4.08
Skating Skills			2.67	5.25	4.75	4.00	4.00	5.00								4.58
Judges Total Program Component Score (factored)													34.47			
Deductions:			Falls	-3.00 (3)										-3.00		



JUDGES DETAILS PER SKATER JUNIOR WOMEN FREE SKATING

Rank	Name	Nation	Starting Number	Total Segment Score	Total Element Score	Total Program Component Score (factored)	Total Deductions
15	Teodora GHEORGHE	ROU	13	54.71	24.88	29.83	0.00

#	Executed Elements	Info	Base Value	GOE	J1	J2	J3	J4	J5	J6	J7	J8	J9	Ref.	Scores of Panel
1	3S<<	<<	1.30	-0.48	-3	-4	-4	-3	-4						0.82
2	2Fq+2Loq+1A+SEQ	q	4.60	-0.60	-3	-4	-4	-3	-3						4.00
3	2Lz		2.10	-0.14	-1	0	-1	0	-1						1.96
4	CCoSp3		3.00	0.00	-1	0	0	0	0						3.00
5	ChSq1		3.00	-0.17	-1	0	0	0	-1						2.83
6	2Fq+2Lo<	<	3.16	-0.72	-4	-4	-3	-4	-4						2.44
7	2Lz+1T		2.75	x -0.14	0	-1	-1	-3	0						2.61
8	1A		1.21	x 0.00	0	1	0	0	0						1.21
9	2S		1.43	x 0.00	0	1	0	0	0						1.43
10	FCSSp3		2.60	-0.26	-2	-1	0	-1	-1						2.34
11	LSp3		2.40	-0.16	-1	-1	0	-1	0						2.24
			27.55												24.88
Program Components				Factor											
Composition				2.67	3.75	3.75	3.75	3.50	3.50						3.67
Presentation				2.67	3.75	4.00	3.75	3.00	3.00						3.50
Skating Skills				2.67	4.00	4.00	4.00	3.75	4.00						4.00
Judges Total Program Component Score (factored)															29.83

Deductions:

0.00

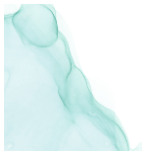
Rank	Name	Nation	Starting Number	Total Segment Score	Total Element Score	Total Program Component Score (factored)	Total Deductions
16	Maria SMARANDA	ROU	11	54.26	22.65	31.61	0.00

#	Executed Elements	Info	Base Value	GOE	J1	J2	J3	J4	J5	J6	J7	J8	J9	Ref.	Scores of Panel
1	2A		3.30	-0.66	-3	-2	-2	-2	-2						2.64
2	2Aq	q	3.30	-0.99	-4	-2	-4	-3	-2						2.31
3	FCCoSp4		3.50	0.00	0	0	0	0	0						3.50
4	2F		1.80	0.00	0	0	-2	0	0						1.80
5	1Lz!	!	0.60	-0.06	-1	-1	-1	-1	0						0.54
6	1Lo		0.50	0.00	0	0	0	0	0						0.50
7	ChSq1		3.00	-0.17	1	-1	-1	0	0						2.83
8	2F+2T	x	3.41	-0.18	-1	-1	-1	-1	-1						3.23
9	CCoSp4		3.50	-0.23	-1	-1	0	0	-1						3.27
10	LSp2		1.90	0.13	1	0	0	2	1						2.03
			24.81												22.65
Program Components				Factor											
Composition				2.67	4.00	3.75	3.75	4.25	4.00						3.92
Presentation				2.67	3.75	4.00	3.75	3.75	3.75						3.75
Skating Skills				2.67	4.25	4.25	3.75	4.00	4.25						4.17
Judges Total Program Component Score (factored)															31.61

Deductions:

0.00





JUDGES DETAILS PER SKATER JUNIOR WOMEN FREE SKATING

Rank	Name	Nation	Starting Number	Total Segment Score	Total Element Score	Total Program Component Score (factored)	Total Deductions
17	Alice PELUSO	ITA	7	54.20	24.58	29.62	0.00

#	Executed Elements	Info	Base Value	GOE	J1	J2	J3	J4	J5	J6	J7	J8	J9	Ref.	Scores of Panel
1	1A		1.10	0.11	0	1	2	2	0						1.21
2			0.00	0.00	-	-	-	-	-						0.00
3	2Lz+2Lo		3.80	-0.21	-1	-2	0	1	-2						3.59
4	2S		1.30	0.00	0	0	0	1	0						1.30
5	FCSp2		2.30	-0.61	-2	-4	-2	-3	-3						1.69
6	2Flq+1Eu+2S	!	3.60	-0.54	-3	-3	-3	-3	-2						3.06
7	ChSq1		3.00	0.17	0	0	1	1	0						3.17
8	2Lo	x	1.87	0.06	1	0	0	1	0						1.93
9	SSp4		2.50	0.08	1	0	0	1	-1						2.58
10	2Lzq+1A+SEQ	q	3.52	x -0.42	-2	-2	-2	-2	-2						3.10
11	2Flq	!	1.98	x -0.72	-4	-5	-4	-3	-4						1.26
12	CCoSp2V		1.88	-0.19	-1	-1	-2	-1	-1						1.69
			26.85												24.58
Program Components				Factor											
Composition				2.67	4.00	3.75	3.50	3.50	3.75						3.67
Presentation				2.67	4.25	3.75	3.25	3.25	3.50						3.50
Skating Skills				2.67	4.25	4.00	4.25	3.50	3.50						3.92
Judges Total Program Component Score (factored)															29.62

Deductions:

0.00

Rank	Name	Nation	Starting Number	Total Segment Score	Total Element Score	Total Program Component Score (factored)	Total Deductions
18	Maria ILIEVA	BUL	8	53.83	24.67	29.16	0.00

#	Executed Elements	Info	Base Value	GOE	J1	J2	J3	J4	J5	J6	J7	J8	J9	Ref.	Scores of Panel
1	2Lz		2.10	0.00	0	0	0	1	0						2.10
2	2F+1A+1Lo+SEQ		3.40	0.00	0	0	0	0	0						3.40
3	2F+2Lo<<	<<	2.30	-0.90	-5	-5	-5	-5	-5						1.40
4	2S		1.30	0.00	0	0	0	0	0						1.30
5	CSp2		1.80	0.12	0	1	0	1	1						1.92
6	FSSp3		2.60	-0.43	-1	-3	-2	-1	-2						2.17
7	2Lz+2T	x	3.74	0.00	0	1	0	0	0						3.74
8	1A	x	1.21	0.00	0	0	0	1	0						1.21
9	ChSq1		3.00	0.00	0	0	0	0	0						3.00
10	2S	x	1.43	0.00	0	0	0	0	0						1.43
11	CCoSp3		3.00	0.00	0	0	0	0	0						3.00
			25.88												24.67
Program Components				Factor											
Composition				2.67	3.75	3.75	3.75	3.50	3.25						3.67
Presentation				2.67	4.00	3.50	3.50	3.25	3.25						3.42
Skating Skills				2.67	3.75	4.25	4.00	3.75	3.75						3.83
Judges Total Program Component Score (factored)															29.16

Deductions:

0.00





JUDGES DETAILS PER SKATER JUNIOR WOMEN FREE SKATING

Rank	Name	Nation	Starting Number	Total Segment Score	Total Element Score	Total Program Component Score (factored)	Total Deductions
19	Ingrid Ana PRICOP	ROU	4	49.76	21.51	28.25	0.00

#	Executed Elements	Info	Base Value	GOE	J1	J2	J3	J4	J5	J6	J7	J8	J9	Ref.	Scores of Panel
1	2Lz		2.10	-0.07	0	0	-2	1	-1						2.03
2	1A<<	<<	0.00	0.00	-	-	-	-	-						0.00
3	2S		1.30	0.09	1	1	0	1	0						1.39
4	2Lo+1A+SEQ		2.80	0.06	0	1	0	1	0						2.86
5	LSp2		1.90	-0.13	-1	-1	-1	0	0						1.77
6	2Lo		1.87	x 0.00	0	0	0	1	0						1.87
7	2S		1.43	x 0.04	1	1	0	0	0						1.47
8	2T+1T		1.87	x 0.00	0	0	0	0	0						1.87
9	FSSp2		2.30	-0.15	0	-1	-1	0	-1						2.15
10	ChSq1		3.00	0.00	0	0	-1	1	0						3.00
11	CCoSp3		3.00	0.10	0	0	-1	1	1						3.10
			21.57												21.51
Program Components			Factor												
Composition			2.67	3.75	4.00	3.25	3.50	3.50							3.58
Presentation			2.67	3.50	4.25	3.25	3.75	3.75							3.67
Skating Skills			2.67	3.50	4.00	3.25	3.25	3.25							3.33
Judges Total Program Component Score (factored)													28.25		

Deductions:

0.00

Rank	Name	Nation	Starting Number	Total Segment Score	Total Element Score	Total Program Component Score (factored)	Total Deductions
20	Daria CHERNOPYATOVA	BUL	6	45.47	22.11	25.36	-2.00

#	Executed Elements	Info	Base Value	GOE	J1	J2	J3	J4	J5	J6	J7	J8	J9	Ref.	Scores of Panel
1	2Lo+2T		3.00	0.00	0	0	0	0	-1						3.00
2	CCoSp4		3.50	-1.52	-4	-5	-5	-4	-4						1.98
3	2A<	F	2.64	-1.32	-5	-5	-5	-5	-5						1.32
4	2Fq	q	1.80	-0.36	-2	-2	-2	-2	-1						1.44
5	ChSq1		3.00	-0.83	-1	-1	-3	-2	-2						2.17
6	FCCoSp2		2.50	-0.50	-2	-3	-2	-2	-2						2.00
7	2F+2T		3.10	-0.18	-1	-1	-1	-1	-2						2.92
8	2A<<	F	1.21	x -0.55	-5	-5	-5	-5	-5						0.66
9	2Lzq	q	2.31	x -0.84	-4	-4	-4	-4	-3						1.47
10	2Lz+1Eu+2Sq	q	4.29	x -0.63	-3	-3	-3	-3	-2						3.66
11	SSp2		1.60	-0.11	-1	-2	-1	0	0						1.49
			28.95												22.11
Program Components			Factor												
Composition			2.67	3.50	3.00	3.00	2.75	3.50							3.17
Presentation			2.67	3.25	3.25	3.00	2.50	3.00							3.08
Skating Skills			2.67	3.50	3.25	3.25	3.00	3.25							3.25
Judges Total Program Component Score (factored)													25.36		

Deductions: Falls

-2.00 (2)

-2.00



JUDGES DETAILS PER SKATER JUNIOR WOMEN FREE SKATING

Rank	Name	Nation	Starting Number	Total Segment Score	Total Element Score	Total Program Component Score (factored)	Total Deductions								
21	Maria Bianca IONESCU	ROU	5	42.52	20.94	23.58	-2.00								
#	Executed Elements	Info	Base Value	GOE	J1	J2	J3	J4	J5	J6	J7	J8	J9	Ref.	Scores of Panel
1	CCoSp4		3.50	0.23	1	0	0	1	1						3.73
2	2Lz		2.10	-0.63	-2	-3	-3	-3	-3						1.47
3	2F!q+2Lo+1A+SEQ	!	4.60	-0.66	-4	-5	-4	-3	-3						3.94
4	2F!+2Tq	F	3.10	-0.90	-5	-5	-5	-5	-5						2.20
5	FCCoSp2		2.50	-0.67	-2	-3	-3	-2	-3						1.83
6	2Lz<	F	1.68	-0.84	-5	-5	-5	-5	-5						0.84
7	2S		1.43	x -0.04	-1	0	0	0	0	-1					1.39
8	ChSq1		3.00	-0.67	-1	-1	-2	-1	-2						2.33
9	1Lo		0.55	x 0.00	0	0	0	0	0						0.55
10	1A		1.21	x 0.00	0	0	0	0	0						1.21
11	LSp1		1.50	-0.05	0	-2	0	-1	0						1.45
			25.17												20.94
Program Components			Factor												
Composition				2.67	3.50	3.00	2.75	2.50	2.75						2.83
Presentation				2.67	3.00	3.25	3.00	1.75	2.25						2.75
Skating Skills				2.67	3.25	3.25	3.25	2.75	3.25						3.25
Judges Total Program Component Score (factored)															23.58
Deductions:			Falls		-2.00	(2)									-2.00

Rank	Name	Nation	Starting Number	Total Segment Score	Total Element Score	Total Program Component Score (factored)	Total Deductions								
22	Georgia Despoina KALOMOIRI	GRE	3	39.87	19.39	22.48	-2.00								
#	Executed Elements	Info	Base Value	GOE	J1	J2	J3	J4	J5	J6	J7	J8	J9	Ref.	Scores of Panel
1	1A+1A+1A+SEQ		3.30	0.04	0	1	1	0	0						3.34
2	2F<	F	1.44	-0.72	-5	-5	-5	-5	-5						0.72
3	2Lo		1.70	0.00	0	0	0	0	0						1.70
4	CSp2		1.80	0.18	1	1	1	1	2						1.98
5	2S		1.30	0.00	0	0	0	1	-1						1.30
6	CCoSp3		3.00	-0.10	0	0	0	-2	-1						2.90
7	ChSq1		3.00	-0.50	0	-2	-2	0	-1						2.50
8	2Lo<	<	1.50	x -0.68	-5	-5	-5	-5	-5						0.82
9	2F<<	<<	0.55	x -0.23	-4	-5	-5	-4	-5						0.32
10	2S+1T		1.87	x 0.00	0	0	0	-1	0						1.87
11	FCCoSp2V		1.88	0.06	1	0	0	-2	1						1.94
			21.34												19.39
Program Components			Factor												
Composition				2.67	3.25	2.25	2.75	2.50	3.00						2.75
Presentation				2.67	3.25	2.50	3.00	2.75	2.50						2.75
Skating Skills				2.67	3.00	2.75	2.75	3.00	3.00						2.92
Judges Total Program Component Score (factored)															22.48
Deductions:			Time violation		-1.00		Falls		-1.00	(1)					-2.00



JUDGES DETAILS PER SKATER JUNIOR WOMEN FREE SKATING

Rank	Name	Nation	Starting Number	Total Segment Score	Total Element Score	Total Program Component Score (factored)	Total Deductions									
23	Ivayla MESECHKOVA	BUL	2	28.77	9.20	19.57	0.00									
#	Executed Elements	Info	Base Value	GOE	J1	J2	J3	J4	J5	J6	J7	J8	J9	Ref.	Scores of Panel	
1	1Aq+1T	q	1.50	-0.22	-3	-2	-2	-1	-2						1.28	
2	2F<+1Eu+2S<	<	2.98	-0.72	-5	-5	-5	-4	-5						2.26	
3	2S<<	<<	0.40	-0.20	-5	-5	-5	-5	-5						0.20	
4	CCoSp1V		1.50	-0.45	-3	-3	-3	-2	-4						1.05	
5	1A<	<	0.88	-0.29	-5	-4	-4	-2	-2						0.59	
6	ChSq1		3.00	-0.83	-1	-1	-3	-2	-2						2.17	
7	2F<	<	1.58	x -0.72	-5	-5	-5	-3	-5						0.86	
8	CSp		0.00	0.00	-	-	-	-	-						0.00	
9	2T<<	<<	0.44	x -0.20	-5	-5	-5	-5	-5						0.24	
10	1Lo		0.55	x 0.00	0	0	0	0	0						0.55	
11	FSSp		0.00	0.00	-	-	-	-	-						0.00	
			12.83												9.20	
Program Components			Factor													
Composition			2.67	2.25	2.25	2.25	2.75	2.75								2.42
Presentation			2.67	2.00	2.50	2.25	2.75	2.25								2.33
Skating Skills			2.67	2.75	2.25	2.50	2.50	2.75								2.58
Judges Total Program Component Score (factored)														19.57		

Deductions:

0.00

Rank	Name	Nation	Starting Number	Total Segment Score	Total Element Score	Total Program Component Score (factored)	Total Deductions									
24	Despoina GONIDAKI	GRE	1	25.41	8.60	17.81	-1.00									
#	Executed Elements	Info	Base Value	GOE	J1	J2	J3	J4	J5	J6	J7	J8	J9	Ref.	Scores of Panel	
1	2S<<+SEQ+1A*	*	0.40	-0.20	-5	-5	-5	-5	-5						0.20	
2	2S		1.30	-0.13	-1	-1	-1	-2	-1						1.17	
3	CCoSp1V		1.50	-0.15	-1	-1	0	-2	-1						1.35	
4	1A		1.10	0.00	0	0	0	-1	0						1.10	
5	1F		0.50	0.00	0	-1	0	0	0						0.50	
6	1Lz!	!	0.66	x -0.08	-2	-1	-2	-1	-1						0.58	
7	1T		0.44	x 0.00	0	-1	0	0	0						0.44	
8	1Lo		0.55	x 0.00	0	0	0	0	0						0.55	
9	SSp1		1.30	-0.26	-2	-2	-2	-1	-2						1.04	
10	ChSq1		3.00	-1.33	-2	-4	-4	-2	-2						1.67	
11	LSpB*	*	0.00	0.00	-	-	-	-	-						0.00	
			10.75												8.60	
Program Components			Factor													
Composition			2.67	2.00	1.75	2.25	2.50	2.25								2.17
Presentation			2.67	2.00	1.75	2.50	2.25	1.75								2.00
Skating Skills			2.67	2.25	1.75	2.75	2.75	2.50								2.50
Judges Total Program Component Score (factored)														17.81		
Deductions:			Time violation											-1.00		

Legend:

#	Sequence number	GOE	Grade of Execution	Jx	Judges (x=1-9)	Ref.	Referee
*	Invalid element	e	Wrong edge	<	Under-rotated jump	<<	Downgraded jump
x	Credit for highlight distribution, base value multiplied by 1.1			!	Not clear edge	REP	Jump repetition
F	Fall	q	Jump landed on the quarter				