

JUDGES DETAILS PER SKATER

INTERMEDIATE NOVICE GIRLS FREE SKATING

Rank	Name	Nation	Starting Number	Total Segment Score	Total Element Score	Total Program Component Score (factored)	Total Deductions
1	Gergana YORDANOVA	BUL	23	41.84	19.18	22.66	0.00

#	Executed Elements	Info	Base Value	GOE	J1	J2	J3	J4	J5	J6	J7	J8	J9	Ref.	Scores of Panel
1	1A		1.10	0.07	1	1	0								1.17
2	ChSq1		3.00	1.00	2	3	1								4.00
3	2F		1.80	0.12	1	1	0								1.92
4	2Lz		2.10	0.14	1	1	0								2.24
5	CCoSp2		2.50	0.33	1	3	0								2.83
6	2S		1.30	0.04	1	0	0								1.34
7	2Lz+2T		3.40	0.00	0	0	0								3.40
8	CSSp1		1.90	0.38	2	2	2								2.28
			17.10												19.18
Program Components				Factor											
Composition				1.70	4.50	4.50	4.50								4.50
Presentation				1.70	4.50	4.50	4.50								4.50
Skating Skills				1.70	4.50	4.25	4.25								4.33
Judges Total Program Component Score (factored)															22.66

Deductions:

0.00

Rank	Name	Nation	Starting Number	Total Segment Score	Total Element Score	Total Program Component Score (factored)	Total Deductions
2	Carla Maria VLAD	ROU	25	41.41	19.75	21.66	0.00

#	Executed Elements	Info	Base Value	GOE	J1	J2	J3	J4	J5	J6	J7	J8	J9	Ref.	Scores of Panel
1	2Lz+2T		3.40	-0.07	0	0	-1								3.33
2	2F		1.80	-0.06	0	0	-1								1.74
3	2Lz+1A+SEQ		3.20	0.14	1	1	0								3.34
4	CCoSp2		2.50	0.33	2	1	1								2.83
5	2Lo		1.70	-0.45	-3	-3	-2								1.25
6	ChSq1		3.00	0.67	1	2	1								3.67
7	2S		1.30	-0.09	0	0	-2								1.21
8	CSSp2		2.30	0.08	1	0	0								2.38
			19.20												19.75
Program Components				Factor											
Composition				1.70	4.25	4.25	4.50								4.33
Presentation				1.70	4.25	4.50	4.25								4.33
Skating Skills				1.70	4.00	4.00	4.25								4.08
Judges Total Program Component Score (factored)															21.66

Deductions:

0.00

Rank	Name	Nation	Starting Number	Total Segment Score	Total Element Score	Total Program Component Score (factored)	Total Deductions
3	Andreea LAZAR	ROU	6	40.41	20.01	20.40	0.00

#	Executed Elements	Info	Base Value	GOE	J1	J2	J3	J4	J5	J6	J7	J8	J9	Ref.	Scores of Panel
1	2A<<	<<	1.10	-0.51	-5	-5	-4								0.59
2	2Lz		2.10	0.21	1	1	1								2.31
3	2F+2Lo		3.50	-0.06	0	-1	0								3.44
4	CSSp2		2.30	0.31	1	2	1								2.61
5	2S		1.30	0.00	0	0	0								1.30
6	ChSq1		3.00	0.67	1	2	1								3.67
7	2Lz+2T		3.40	-0.14	0	-2	0								3.26
8	CCoSp2		2.50	0.33	1	2	1								2.83
			19.20												20.01
Program Components				Factor											
Composition				1.70	4.00	4.00	4.00								4.00
Presentation				1.70	3.75	4.25	4.00								4.00
Skating Skills				1.70	4.00	4.25	3.75								4.00
Judges Total Program Component Score (factored)															20.40

Deductions:

0.00

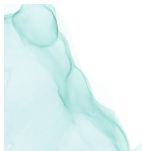


JUDGES DETAILS PER SKATER INTERMEDIATE NOVICE GIRLS FREE SKATING

Rank	Name	Nation	Starting Number	Total Segment Score	Total Element Score	Total Program Component Score (factored)	Total Deductions								
4	Alexandra ALEXANDROVA	BUL	9	40.20	19.80	20.40	0.00								
#	Executed Elements	Info	Base Value	GOE	J1	J2	J3	J4	J5	J6	J7	J8	J9	Ref.	Scores of Panel
1	2Lz+1A+SEQ		3.20	0.00	0	0	0								3.20
2	2F		1.80	0.00	0	0	0								1.80
3	CSSp2		2.30	0.15	1	1	0								2.45
4	2Lz+2Lo		3.80	0.00	0	0	0								3.80
5	2S		1.30	0.00	0	0	0								1.30
6	CCoSp2		2.50	0.25	1	1	1								2.75
7	ChSq1		3.00	0.33	1	0	1								3.33
8	1A		1.10	0.07	1	1	0								1.17
			19.00												19.80
Program Components			Factor												
Composition			1.70	4.25	4.25	3.75									4.08
Presentation			1.70	4.00	4.00	3.75									3.92
Skating Skills			1.70	4.00	4.00	4.00									4.00
Judges Total Program Component Score (factored)															20.40
Deductions:															0.00

Rank	Name	Nation	Starting Number	Total Segment Score	Total Element Score	Total Program Component Score (factored)	Total Deductions								
5	Teodora SIMEONOVA	BUL	3	39.78	20.51	19.27	0.00								
#	Executed Elements	Info	Base Value	GOE	J1	J2	J3	J4	J5	J6	J7	J8	J9	Ref.	Scores of Panel
1	1A+2Lo		2.80	0.17	1	1	1								2.97
2	2Lz		2.10	0.00	0	0	0								2.10
3	CCoSp2		2.50	0.50	2	3	1								3.00
4	2F+1A+SEQ		2.90	0.12	1	1	0								3.02
5	2S		1.30	0.09	1	1	0								1.39
6	ChSq1		3.00	0.50	1	2	0								3.50
7	2F		1.80	0.12	1	1	0								1.92
8	CSSp2		2.30	0.31	2	1	1								2.61
			18.70												20.51
Program Components			Factor												
Composition			1.70	3.75	3.75	4.00									3.83
Presentation			1.70	3.75	3.75	3.75									3.75
Skating Skills			1.70	3.75	3.75	3.75									3.75
Judges Total Program Component Score (factored)															19.27
Deductions:															0.00

<p>OFFICIAL SPONSOR</p> <p>FUNDAȚIA TIRIAC</p>		<p>PARTNERS</p> <p>Original Gerovital by Prof. Dr. A. Colan</p>		<p>SAMUS[®] Aproape de tine!</p>		<p>REDIS NUTRIȚIE</p>		<p>ALBATROS[®] De Sufletul Tău!</p>	
---	--	--	--	---	--	---------------------------	--	--	--



JUDGES DETAILS PER SKATER INTERMEDIATE NOVICE GIRLS FREE SKATING

Rank	Name	Nation	Starting Number	Total Segment Score	Total Element Score	Total Program Component Score (factored)	Total Deductions								
6	Iva ANDREEVA	BUL	21	39.40	19.08	20.82	-0.50								
#	Executed Elements	Info	Base Value	GOE	J1	J2	J3	J4	J5	J6	J7	J8	J9	Ref.	Scores of Panel
1	2Lz+2T		3.40	-0.14	0	-1	-1								3.26
2	2Lz		2.10	0.00	0	0	0								2.10
3	CSSp2		2.30	0.15	1	1	0								2.45
4	2F<	F	1.44	-0.72	-5	-5	-5								0.72
5	1A+2Lo		2.80	-0.06	0	0	-1								2.74
6	ChSq1		3.00	0.67	1	2	1								3.67
7	2S		1.30	0.09	1	1	0								1.39
8	CCoSp2		2.50	0.25	1	1	1								2.75
			18.84												19.08
Program Components				Factor											
Composition				1.70	4.25	4.00	4.00					4.08			
Presentation				1.70	4.00	4.25	4.00					4.08			
Skating Skills				1.70	4.25	4.00	4.00					4.08			
Judges Total Program Component Score (factored)												20.82			
Deductions:				Falls -0.50 (1)								-0.50			

Rank	Name	Nation	Starting Number	Total Segment Score	Total Element Score	Total Program Component Score (factored)	Total Deductions								
7	Petra COSTEA	ROU	19	36.58	17.74	18.84	0.00								
#	Executed Elements	Info	Base Value	GOE	J1	J2	J3	J4	J5	J6	J7	J8	J9	Ref.	Scores of Panel
1	1A+2Lo		2.80	0.00	0	0	0								2.80
2	2Lz+2T<	<	3.14	-0.49	-2	-3	-2								2.65
3	FCSSp2		2.30	-0.38	-1	-2	-2								1.92
4	2F		1.80	0.00	0	0	0								1.80
5	2S		1.30	-0.09	0	-1	-1								1.21
6	2Lz		2.10	-0.07	0	-1	0								2.03
7	ChSq1		3.00	-0.17	-1	0	0								2.83
8	CCoSp2		2.50	0.00	0	0	0								2.50
			18.94												17.74
Program Components				Factor											
Composition				1.70	3.50	3.75	3.75					3.67			
Presentation				1.70	3.50	3.50	3.75					3.58			
Skating Skills				1.70	3.75	3.75	4.00					3.83			
Judges Total Program Component Score (factored)												18.84			
Deductions:												0.00			





JUDGES DETAILS PER SKATER

INTERMEDIATE NOVICE GIRLS FREE SKATING

Rank	Name	Nation	Starting Number	Total Segment Score	Total Element Score	Total Program Component Score (factored)	Total Deductions								
8	Sofiia OSTANINA	UKR	1	35.34	18.55	17.29	-0.50								
#	Executed Elements	Info	Base Value	GOE	J1	J2	J3	J4	J5	J6	J7	J8	J9	Ref.	Scores of Panel
1	2Aq	q	3.30	-1.32	-5	-5	-2								1.98
2	2Aq	F	3.30	-1.65	-5	-5	-5								1.65
3	2F+2Lo		3.50	-0.48	-3	-3	-2								3.02
4	2S+1A+SEQ		2.40	-0.17	-2	-1	-1								2.23
5	2Lz		2.10	-0.21	-1	-1	-1								1.89
6	ChSq1		3.00	0.00	0	0	0								3.00
7	FSSp2		2.30	0.31	1	2	1								2.61
8	CCoSp2		2.50	-0.33	-2	-2	0								2.17
			22.40												18.55
Program Components			Factor												
Composition			1.70	3.25	3.50	3.50						3.42			
Presentation			1.70	3.00	3.25	3.50						3.25			
Skating Skills			1.70	3.50	3.50	3.50						3.50			
Judges Total Program Component Score (factored)												17.29			
Deductions:			Falls -0.50 (1)									-0.50			

Rank	Name	Nation	Starting Number	Total Segment Score	Total Element Score	Total Program Component Score (factored)	Total Deductions								
9	Lize STROECKX	BEL	20	34.50	16.79	17.71	0.00								
#	Executed Elements	Info	Base Value	GOE	J1	J2	J3	J4	J5	J6	J7	J8	J9	Ref.	Scores of Panel
1	2F!	!	1.80	-0.30	-1	-2	-2								1.50
2	1A		1.10	-0.15	-1	-2	-1								0.95
3	2Lz+2Lo		3.80	-0.21	0	-2	-1								3.59
4	2Fe+2T<	<	2.48	-0.58	-5	-5	-2								1.90
5	CSSp2		2.30	0.00	0	0	0								2.30
6	ChSq1		3.00	0.00	0	1	-1								3.00
7	2S		1.30	0.00	0	0	0								1.30
8	CCoSp2		2.50	-0.25	-1	-1	-1								2.25
			18.28												16.79
Program Components			Factor												
Composition			1.70	3.25	3.50	3.75						3.50			
Presentation			1.70	3.00	3.50	3.75						3.42			
Skating Skills			1.70	3.25	3.50	3.75						3.50			
Judges Total Program Component Score (factored)												17.71			
Deductions:												0.00			

Rank	Name	Nation	Starting Number	Total Segment Score	Total Element Score	Total Program Component Score (factored)	Total Deductions								
10	Lora DANOVA	BUL	16	34.33	15.63	18.70	0.00								
#	Executed Elements	Info	Base Value	GOE	J1	J2	J3	J4	J5	J6	J7	J8	J9	Ref.	Scores of Panel
1	2Lz		2.10	0.07	1	0	0								2.17
2	2F!+2Lo	!	3.50	-0.54	-3	-3	-3								2.96
3	CCoSp2		2.50	-0.50	-2	-2	-2								2.00
4	2Lz+1A+SEQ		3.20	0.00	0	0	0								3.20
5	ChSq1		3.00	0.33	0	1	1								3.33
6	1A		1.10	-0.04	0	0	-1								1.06
7	2S		1.30	-0.39	-3	-3	-3								0.91
8	CSSp		0.00	0.00	-	-	-								0.00
			16.70												15.63
Program Components			Factor												
Composition			1.70	4.00	3.75	3.75						3.83			
Presentation			1.70	3.50	3.50	3.50						3.50			
Skating Skills			1.70	3.75	3.50	3.75						3.67			
Judges Total Program Component Score (factored)												18.70			
Deductions:												0.00			



JUDGES DETAILS PER SKATER

INTERMEDIATE NOVICE GIRLS FREE SKATING

Rank	Name	Nation	Starting Number	Total Segment Score	Total Element Score	Total Program Component Score (factored)	Total Deductions								
11	Daria MAVROPOULOU	GRE	5	33.56	17.69	15.87	0.00								
#	Executed Elements	Info	Base Value	GOE	J1	J2	J3	J4	J5	J6	J7	J8	J9	Ref.	Scores of Panel
1	2F1+2Lo	!	3.50	-0.24	-1	-2	-1								3.26
2	CCoSp2		2.50	-0.33	-2	-2	0								2.17
3	2A<<	<<	1.10	-0.48	-5	-5	-3								0.62
4	FSSp2		2.30	0.00	0	0	0								2.30
5	2Lz		2.10	-0.21	-1	-2	0								1.89
6	2S		1.30	-0.04	0	-1	0								1.26
7	2Lz+2T		3.40	-0.21	0	-3	0								3.19
8	ChSq1		3.00	0.00	0	0	0								3.00
			19.20												17.69
Program Components			Factor												
Composition			1.70	3.00	3.25	3.00						3.08			
Presentation			1.70	3.00	3.00	3.00						3.00			
Skating Skills			1.70	3.25	3.50	3.00						3.25			
Judges Total Program Component Score (factored)												15.87			
Deductions:												0.00			

Rank	Name	Nation	Starting Number	Total Segment Score	Total Element Score	Total Program Component Score (factored)	Total Deductions								
12	Angelina YANKOVA	BUL	24	33.19	16.04	17.15	0.00								
#	Executed Elements	Info	Base Value	GOE	J1	J2	J3	J4	J5	J6	J7	J8	J9	Ref.	Scores of Panel
1	CSSp1		1.90	0.00	0	0	0								1.90
2	2Lz+2T		3.40	0.00	0	0	0								3.40
3	2F1+1A+SEQ	!	2.90	-0.24	-1	-1	-2								2.66
4	FCCoSp2		2.50	-0.58	-2	-3	-2								1.92
5	2Loq	q	1.70	-0.34	-2	-2	-2								1.36
6	2Lz<	<	1.68	-0.34	-2	-2	-2								1.34
7	ChSq1		3.00	-0.67	-2	-2	0								2.33
8	2S		1.30	-0.17	-1	-2	-1								1.13
			18.38												16.04
Program Components			Factor												
Composition			1.70	3.25	3.50	3.50						3.42			
Presentation			1.70	3.00	3.25	3.50						3.25			
Skating Skills			1.70	3.50	3.25	3.50						3.42			
Judges Total Program Component Score (factored)												17.15			
Deductions:												0.00			

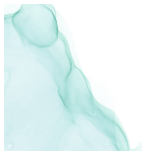
Rank	Name	Nation	Starting Number	Total Segment Score	Total Element Score	Total Program Component Score (factored)	Total Deductions								
13	Yeva SHEPELEVA	UKR	12	33.07	15.80	17.27	0.00								
#	Executed Elements	Info	Base Value	GOE	J1	J2	J3	J4	J5	J6	J7	J8	J9	Ref.	Scores of Panel
1	2Lo+2Lo<	<	3.06	-0.34	-2	-2	-2								2.72
2	2F<+1A+SEQ	<	2.54	-0.29	-2	-2	-2								2.25
3	CSSp2		2.30	0.38	2	2	1								2.68
4	2Lzeq	e	1.68	-0.78	-5	-5	-4								0.90
5	ChSq1		3.00	0.00	0	0	0								3.00
6	2S		1.30	-0.13	-1	-1	-1								1.17
7	2T<	<	1.04	-0.21	-2	-2	-2								0.83
8	CCoSp2		2.50	-0.25	-1	-2	0								2.25
			17.42												15.80
Program Components			Factor												
Composition			1.70	3.25	3.50	3.75						3.50			
Presentation			1.70	3.00	3.50	3.50						3.33			
Skating Skills			1.70	3.25	3.25	3.50						3.33			
Judges Total Program Component Score (factored)												17.27			
Deductions:												0.00			



JUDGES DETAILS PER SKATER INTERMEDIATE NOVICE GIRLS FREE SKATING

Rank	Name	Nation	Starting Number	Total Segment Score	Total Element Score	Total Program Component Score (factored)	Total Deductions								
14	Cristiana MAINEA	ROU	22	32.72	15.72	17.00	0.00								
#	Executed Elements	Info	Base Value	GOE	J1	J2	J3	J4	J5	J6	J7	J8	J9	Ref.	Scores of Panel
1	1A+2Lo<	<	2.46	-0.36	-3	-3	-2								2.10
2	ChSq1		3.00	0.00	0	0	0								3.00
3	2Lz		2.10	-0.21	-1	-2	0								1.89
4	CCoSp2		2.50	0.00	0	0	0								2.50
5	2Lz+1A+SEQ		3.20	-0.35	-2	-2	-1								2.85
6	1Fe	e	0.40	-0.13	-4	-4	-2								0.27
7	2S		1.30	-0.09	-2	0	0								1.21
8	CSSp1		1.90	0.00	0	0	0								1.90
			16.86												15.72
Program Components				Factor											
Composition				1.70	3.25	3.25	3.50					3.33			
Presentation				1.70	3.00	3.00	3.50					3.17			
Skating Skills				1.70	3.50	3.50	3.50					3.50			
Judges Total Program Component Score (factored)												17.00			
Deductions:														0.00	

Rank	Name	Nation	Starting Number	Total Segment Score	Total Element Score	Total Program Component Score (factored)	Total Deductions								
15	Eva SOVIC	CRO	10	32.24	15.53	17.71	-1.00								
#	Executed Elements	Info	Base Value	GOE	J1	J2	J3	J4	J5	J6	J7	J8	J9	Ref.	Scores of Panel
1	2A<<	<<	1.10	-0.48	-5	-5	-3								0.62
2	2Fe+2Lo<	F	2.80	-0.72	-5	-5	-5								2.08
3	2S	F	1.30	-0.65	-5	-5	-5								0.65
4	2Lz+2T		3.40	0.00	0	0	0								3.40
5	CCoSp2		2.50	-0.33	-2	-2	0								2.17
6	2Lz		2.10	0.00	0	0	0								2.10
7	ChSq1		3.00	0.17	0	1	0								3.17
8	CSSp1V		1.43	-0.09	-1	-1	0								1.34
			17.63												15.53
Program Components				Factor											
Composition				1.70	3.00	3.75	3.75					3.50			
Presentation				1.70	3.25	3.50	3.50					3.42			
Skating Skills				1.70	3.25	3.50	3.75					3.50			
Judges Total Program Component Score (factored)												17.71			
Deductions:							Falls -1.00 (2)							-1.00	

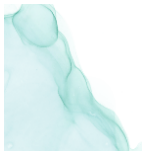


JUDGES DETAILS PER SKATER

INTERMEDIATE NOVICE GIRLS FREE SKATING

Rank	Name	Nation	Starting Number	Total Segment Score	Total Element Score	Total Program Component Score (factored)	Total Deductions								
16	Kriszta CZIPA	ROU	17	30.64	14.51	17.13	-1.00								
#	Executed Elements	Info	Base Value	GOE	J1	J2	J3	J4	J5	J6	J7	J8	J9	Ref.	Scores of Panel
1	2S+1A+SEQ		2.40	-0.04	0	-1	0								2.36
2	2Lz+2Lo<	F	3.46	-1.05	-5	-5	-5								2.41
3	2Lzq	q	2.10	-0.42	-2	-2	-2								1.68
4	CCoSp2		2.50	0.25	1	1	1								2.75
5	ChSq1		3.00	-0.33	0	-2	0								2.67
6	2Lo*	*	0.00	0.00	-	-	-								0.00
7	2F<	F	1.44	-0.72	-5	-5	-5								0.72
8	FCSSp2		2.30	-0.38	1	-4	-2								1.92
			17.20												14.51
Program Components				Factor											
Composition				1.70	3.50	3.25	3.50					3.42			
Presentation				1.70	3.25	3.25	3.50					3.33			
Skating Skills				1.70	3.50	3.00	3.50					3.33			
Judges Total Program Component Score (factored)												17.13			
Deductions:				Falls	-1.00 (2)							-1.00			

Rank	Name	Nation	Starting Number	Total Segment Score	Total Element Score	Total Program Component Score (factored)	Total Deductions								
17	Daria COCAN	ROU	14	28.28	14.05	15.73	-1.50								
#	Executed Elements	Info	Base Value	GOE	J1	J2	J3	J4	J5	J6	J7	J8	J9	Ref.	Scores of Panel
1	2F	F	1.80	-0.90	-5	-5	-5								0.90
2	2Lz!	F	2.10	-1.05	-5	-5	-5								1.05
3	CSSp2		2.30	-0.15	-1	-1	0								2.15
4	2F+2T<	F	2.84	-0.90	-5	-5	-5								1.94
5	2S+1A+SEQ		2.40	0.00	0	0	0								2.40
6	ChSq1		3.00	-1.00	-2	-2	-2								2.00
7	1A		1.10	-0.07	0	-1	-1								1.03
8	CCoSp2		2.50	0.08	1	0	0								2.58
			18.04												14.05
Program Components				Factor											
Composition				1.70	3.25	2.50	3.00					2.92			
Presentation				1.70	3.00	3.00	3.25					3.08			
Skating Skills				1.70	3.50	3.25	3.00					3.25			
Judges Total Program Component Score (factored)												15.73			
Deductions:				Falls	-1.50 (3)							-1.50			

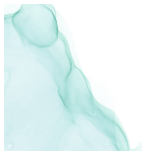


JUDGES DETAILS PER SKATER INTERMEDIATE NOVICE GIRLS FREE SKATING

Rank	Name	Nation	Starting Number	Total Segment Score	Total Element Score	Total Program Component Score (factored)	Total Deductions								
18	Sofia KOSTADINOVA	BUL	18	27.56	12.97	15.59	-1.00								
#	Executed Elements	Info	Base Value	GOE	J1	J2	J3	J4	J5	J6	J7	J8	J9	Ref.	Scores of Panel
1	2Lz+2T		3.40	-0.42	-2	-2	-2								2.98
2	1Lo		0.50	0.00	0	0	0								0.50
3	2Lz	F	2.10	-1.05	-5	-5	-5								1.05
4	2F	F	1.80	-0.90	-5	-5	-5								0.90
5	FCCoSp2		2.50	-0.50	-1	-3	-2								2.00
6	2S+1A+SEQ		2.40	-0.43	-3	-4	-3								1.97
7	CSSp1		1.90	0.00	0	0	0								1.90
8	ChSq1		3.00	-1.33	-3	-3	-2								1.67
			17.60												12.97
Program Components			Factor												
Composition			1.70	3.00	3.25	3.00									3.08
Presentation			1.70	2.50	3.00	3.25									2.92
Skating Skills			1.70	3.25	3.25	3.00									3.17
Judges Total Program Component Score (factored)															15.59
Deductions:			Falls	-1.00	(2)										-1.00

Rank	Name	Nation	Starting Number	Total Segment Score	Total Element Score	Total Program Component Score (factored)	Total Deductions								
19	Rihana Ivone RUSU	ROU	15	25.94	12.08	14.86	-1.00								
#	Executed Elements	Info	Base Value	GOE	J1	J2	J3	J4	J5	J6	J7	J8	J9	Ref.	Scores of Panel
1	2Lz<	F	1.68	-0.84	-5	-5	-5								0.84
2	2Lo+1Lo<+2Lo<<*	*	2.10	-0.79	-5	-5	-4								1.31
3	2Fe	e	1.44	-0.53	-4	-4	-3								0.91
4	2S+2T<	<	2.34	-0.39	-4	-2	-3								1.95
5	FCCoSp1		2.00	-0.27	-2	-2	0								1.73
6	ChSq1		3.00	0.00	-2	1	1								3.00
7	1A<	F	0.88	-0.44	-5	-5	-5								0.44
8	CSSp1		1.90	0.00	0	0	0								1.90
			15.34												12.08
Program Components			Factor												
Composition			1.70	3.00	3.25	3.00									3.08
Presentation			1.70	2.50	3.00	3.00									2.83
Skating Skills			1.70	2.75	2.75	3.00									2.83
Judges Total Program Component Score (factored)															14.86
Deductions:			Falls	-1.00	(2)										-1.00



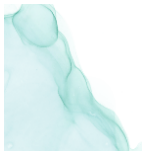


JUDGES DETAILS PER SKATER INTERMEDIATE NOVICE GIRLS FREE SKATING

Rank	Name	Nation	Starting Number	Total Segment Score	Total Element Score	Total Program Component Score (factored)	Total Deductions								
20	Mara NICOLAU	ROU	27	23.93	9.92	15.01	-1.00								
#	Executed Elements	Info	Base Value	GOE	J1	J2	J3	J4	J5	J6	J7	J8	J9	Ref.	Scores of Panel
1	2Lo+1A+SEQ		2.80	0.11	0	1	1								2.91
2	CCoSpB		1.70	0.00	0	0	0								1.70
3	2F<	F	1.44	-0.72	-5	-5	-5								0.72
4	1A		1.10	-0.04	0	-1	0								1.06
5	2S<<	<<	0.40	-0.19	-5	-5	-4								0.21
6	ChSq1	F	3.00	-2.50	-5	-5	-5								0.50
7	CCSp1		2.00	-0.40	-3	-3	0								1.60
8	2S+1T		1.70	-0.48	-3	-4	-4								1.22
			14.14												9.92
Program Components			Factor												
Composition			1.70	3.00	3.00	3.00						3.00			
Presentation			1.70	2.75	2.75	3.00						2.83			
Skating Skills			1.70	3.25	2.75	3.00						3.00			
Judges Total Program Component Score (factored)												15.01			
Deductions:			Falls	-1.00 (2)								-1.00			

Rank	Name	Nation	Starting Number	Total Segment Score	Total Element Score	Total Program Component Score (factored)	Total Deductions								
21	Eleonora IVANOVA	BUL	4	23.16	10.50	14.16	-1.50								
#	Executed Elements	Info	Base Value	GOE	J1	J2	J3	J4	J5	J6	J7	J8	J9	Ref.	Scores of Panel
1	2Sq	F	1.30	-0.65	-5	-5	-5								0.65
2	1A+1A+SEQ		2.20	0.00	0	0	0								2.20
3	2F<	F	1.44	-0.72	-5	-5	-5								0.72
4	ChSq1		3.00	-0.50	-2	-1	0								2.50
5	2T<	F	1.04	-0.52	-5	-5	-5								0.52
6	CoSpBV		1.13	0.00	0	0	0								1.13
7	2S+1T		1.70	-0.26	-2	-2	-2								1.44
8	SSp1		1.30	0.04	0	1	0								1.34
			13.11												10.50
Program Components			Factor												
Composition			1.70	3.00	3.00	2.75						2.92			
Presentation			1.70	2.25	2.75	2.75						2.58			
Skating Skills			1.70	3.00	3.00	2.50						2.83			
Judges Total Program Component Score (factored)												14.16			
Deductions:			Falls	-1.50 (3)								-1.50			





JUDGES DETAILS PER SKATER INTERMEDIATE NOVICE GIRLS FREE SKATING

Rank	Name	Nation	Starting Number	Total Segment Score	Total Element Score	Total Program Component Score (factored)	Total Deductions
22	Alessia IRIMIA	ROU	2	23.05	11.01	12.04	0.00

#	Executed Elements	Info	Base Value	GOE	J1	J2	J3	J4	J5	J6	J7	J8	J9	Ref.	Scores of Panel
1			0.00	0.00	-	-	-								0.00
2	2S+2T<	<	2.34	-0.56	-5	-5	-3								1.78
3	1F+1A+SEQ		1.60	0.00	0	0	0								1.60
4	1A		1.10	-0.26	-3	-2	-2								0.84
5	SSp1		1.30	-0.30	-2	-3	-2								1.00
6	2Lo		1.70	-0.68	-5	-4	-3								1.02
7	ChSq1		3.00	-0.83	-3	-2	0								2.17
8	2S		1.30	-0.17	-1	-1	-2								1.13
9	CCoSp1		2.00	-0.53	-3	-3	-2								1.47
			14.34												11.01
Program Components				Factor											
	Composition			1.70	2.50	2.75	2.50								2.58
	Presentation			1.70	2.00	2.50	2.50								2.33
	Skating Skills			1.70	2.00	2.25	2.25								2.17
	Judges Total Program Component Score (factored)														12.04

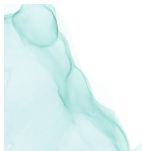
Deductions: 0.00

Rank	Name	Nation	Starting Number	Total Segment Score	Total Element Score	Total Program Component Score (factored)	Total Deductions
23	Danae HANSEN	GRE	13	22.87	9.84	13.03	0.00

#	Executed Elements	Info	Base Value	GOE	J1	J2	J3	J4	J5	J6	J7	J8	J9	Ref.	Scores of Panel
1	1A		1.10	-0.04	0	-1	0								1.06
2	2S<+1Lo	<	1.54	-0.21	-2	-2	-2								1.33
3	CCoSp2		2.50	0.08	0	1	0								2.58
4	2S<+1T	<	1.44	-0.21	-2	-2	-2								1.23
5	2Lo<<	<<	0.50	-0.23	-5	-5	-4								0.27
6	2T<<	<<	0.40	-0.12	-3	-3	-3								0.28
7	ChSq1		3.00	-1.17	-4	-3	0								1.83
8	SSp1		1.30	-0.04	-1	0	0								1.26
			11.78												9.84
Program Components				Factor											
	Composition			1.70	2.50	2.50	2.75								2.58
	Presentation			1.70	2.25	2.25	3.00								2.50
	Skating Skills			1.70	2.50	2.50	2.75								2.58
	Judges Total Program Component Score (factored)														13.03

Deductions: 0.00



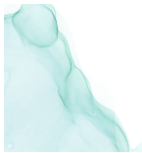


JUDGES DETAILS PER SKATER INTERMEDIATE NOVICE GIRLS FREE SKATING

Rank	Name	Nation	Starting Number	Total Segment Score	Total Element Score	Total Program Component Score (factored)	Total Deductions								
24	Ema RUSEVA	BUL	26	22.51	8.27	14.74	-0.50								
#	Executed Elements	Info	Base Value	GOE	J1	J2	J3	J4	J5	J6	J7	J8	J9	Ref.	Scores of Panel
1	2F<+1Lo	<	1.94	-0.62	-5	-5	-3								1.32
2	2Lo<	<	1.36	-0.59	-5	-5	-3								0.77
3	FSSp	F	0.00	0.00	-	-	-								0.00
4	1Lz+1Lo		1.10	-0.02	0	0	-1								1.08
5	1A<<	<<	0.00	0.00	-	-	-								0.00
6	CCoSp2		2.50	-0.50	-2	-2	-2								2.00
7	2F<<	<<	0.50	-0.23	-5	-5	-4								0.27
8	ChSq1		3.00	-0.17	-2	0	1								2.83
			10.40												8.27
Program Components			Factor												
Composition			1.70	3.00	3.00	3.25						3.08			
Presentation			1.70	2.25	2.50	3.25						2.67			
Skating Skills			1.70	2.75	2.75	3.25						2.92			
Judges Total Program Component Score (factored)												14.74			
Deductions:			Falls	-0.50 (1)								-0.50			

Rank	Name	Nation	Starting Number	Total Segment Score	Total Element Score	Total Program Component Score (factored)	Total Deductions								
25	Anna REZNIK	ISR	8	19.75	9.71	12.04	-2.00								
#	Executed Elements	Info	Base Value	GOE	J1	J2	J3	J4	J5	J6	J7	J8	J9	Ref.	Scores of Panel
1	1A+2Tq	F	2.40	-0.65	-5	-5	-5								1.75
2	CCoSpBV		1.28	-0.22	-2	-2	-1								1.06
3	2Lo	F	1.70	-0.85	-5	-5	-5								0.85
4	2S	F	1.30	-0.65	-5	-5	-5								0.65
5	2Lo	F	1.70	-0.85	-5	-5	-5								0.85
6	ChSq1		3.00	-1.50	-4	-3	-2								1.50
7	1Lz+1A+SEQ		1.70	-0.07	-1	-1	0								1.63
8	FSSpB		1.70	-0.28	-2	-1	-2								1.42
			14.78												9.71
Program Components			Factor												
Composition			1.70	2.50	2.75	2.50						2.58			
Presentation			1.70	2.00	2.00	2.25						2.08			
Skating Skills			1.70	2.50	2.50	2.25						2.42			
Judges Total Program Component Score (factored)												12.04			
Deductions:			Falls	-2.00 (4)								-2.00			





JUDGES DETAILS PER SKATER INTERMEDIATE NOVICE GIRLS FREE SKATING

Rank	Name	Nation	Starting Number	Total Segment Score	Total Element Score	Total Program Component Score (factored)	Total Deductions									
26	Adelina RUGINA	ROU	11	17.53	7.40	10.63	-0.50									
#	Executed Elements	Info	Base Value	GOE	J1	J2	J3	J4	J5	J6	J7	J8	J9	Ref.	Scores of Panel	
1	2S<<+1Aq+SEQ	<<	1.50	-0.55	-5	-5	-5								0.95	
2	2S<	<	1.04	-0.21	-2	-2	-2								0.83	
3	CCoSp1V		1.50	-0.35	-3	-3	-1								1.15	
4	1F+1Lo		1.00	-0.05	-1	-2	0								0.95	
5	2T<<	<<	0.40	-0.13	-3	-3	-4								0.27	
6	1A<	<	0.88	-0.23	-3	-2	-3								0.65	
7	ChSq1		3.00	-2.00	-4	-4	-4								1.00	
8	SSp2		1.60	0.00	0	0	0								1.60	
			10.92												7.40	
Program Components				Factor												
Composition				1.70	2.25	2.25	2.00									2.17
Presentation				1.70	2.00	2.00	2.25									2.08
Skating Skills				1.70	2.00	2.00	2.00									2.00
Judges Total Program Component Score (factored)															10.63	
Deductions: Time violation																-0.50

Legend:							
#	Sequence number	GOE	Grade of Execution	Jx	Judges (x=1-9)	Ref.	Referee
*	Invalid element	e	Wrong edge	<	Under-rotated jump	<<	Downgraded jump
!	Not clear edge	F	Fall	q	Jump landed on the quarter		

