



JUDGES DETAILS PER SKATER

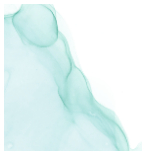
CHICKS GIRLS I (1.7.2015 - 30.6.2016) FREE SKATING

Rank	Name	Nation	Starting Number	Total Segment Score	Total Element Score	Total Program Component Score (factored)	Total Deductions								
1	Lotti NAGY ROZSNYAI	ROU	9	33.01	15.88	17.13	0.00								
#	Executed Elements	Info	Base Value	GOE	J1	J2	J3	J4	J5	J6	J7	J8	J9	Ref.	Scores of Panel
1	1A		1.10	0.00	1	-1	0								1.10
2	CSSp1		1.90	0.13	0	1	1								2.03
3	StSq1		1.80	0.12	1	0	1								1.92
4	2F1+2T	!	3.10	-0.24	-2	-1	-1								2.86
5	2Lz+1A+SEQ		3.20	0.00	0	0	0								3.20
6	2Lz		2.10	0.00	0	0	0								2.10
7	CCoSp2		2.50	0.17	0	1	1								2.67
			15.70												15.88
Program Components			Factor												
Composition			1.67	3.50	3.50	3.25						3.42			
Presentation			1.67	3.50	3.25	3.50						3.42			
Skating Skills			1.67	3.75	3.25	3.25						3.42			
Judges Total Program Component Score (factored)												17.13			
Deductions:												0.00			

Rank	Name	Nation	Starting Number	Total Segment Score	Total Element Score	Total Program Component Score (factored)	Total Deductions								
2	Gergana DINEVA	BUL	1	32.66	15.89	17.27	-0.50								
#	Executed Elements	Info	Base Value	GOE	J1	J2	J3	J4	J5	J6	J7	J8	J9	Ref.	Scores of Panel
1	1A+2Lo		2.80	0.11	1	1	0								2.91
2	2Lz+2T<	<	3.14	-0.42	-2	-2	-2								2.72
3	2Lz		2.10	0.00	0	0	0								2.10
4	CSSp2		2.30	0.23	1	1	1								2.53
5	StSq1		1.80	0.18	1	1	1								1.98
6	2Fq	F	1.80	-0.90	-5	-5	-5								0.90
7	CCoSp2		2.50	0.25	1	1	1								2.75
			16.44												15.89
Program Components			Factor												
Composition			1.67	3.75	3.50	3.00						3.42			
Presentation			1.67	3.50	3.50	3.25						3.42			
Skating Skills			1.67	3.75	3.50	3.25						3.50			
Judges Total Program Component Score (factored)												17.27			
Deductions:							Falls	-0.50 (1)				-0.50			

Rank	Name	Nation	Starting Number	Total Segment Score	Total Element Score	Total Program Component Score (factored)	Total Deductions								
3	Ekaterina NESHEVA	BUL	10	28.12	11.57	16.55	0.00								
#	Executed Elements	Info	Base Value	GOE	J1	J2	J3	J4	J5	J6	J7	J8	J9	Ref.	Scores of Panel
1	CCoSp2		2.50	0.25	1	1	1								2.75
2	2F1<+1A+SEQ	<	2.54	-0.53	-3	-3	-5								2.01
3	1A+2Lo<<	<<	1.60	-0.40	-3	-3	-5								1.20
4	2Lz<<	<<	0.60	-0.26	-4	-4	-5								0.34
5	StSqB		1.50	0.10	1	1	0								1.60
6	2F<	<	1.44	-0.38	-3	-2	-3								1.06
7	CSSp2		2.30	0.31	1	1	2								2.61
			12.48												11.57
Program Components			Factor												
Composition			1.67	3.25	3.50	3.25						3.33			
Presentation			1.67	3.50	3.50	3.00						3.33			
Skating Skills			1.67	3.25	3.50	3.00						3.25			
Judges Total Program Component Score (factored)												16.55			
Deductions:												0.00			

<p>OFFICIAL SPONSOR</p> <p>FUNDATIA TIRIAC</p>		<p>PARTNERS</p> <p>Original Gerovital by Prof. Dr. A. Colan</p>		<p>SAMUS[®] Aproape de tine!</p>		<p>REDIS NUTRIE De Sufletul Tau!</p>	
--	--	---	--	---	--	--	--



JUDGES DETAILS PER SKATER

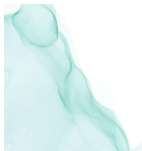
CHICKS GIRLS I (1.7.2015 - 30.6.2016) FREE SKATING

Rank	Name	Nation	Starting Number	Total Segment Score	Total Element Score	Total Program Component Score (factored)	Total Deductions								
4	Kalina KOSTADINOVA	BUL	5	27.75	13.04	15.71	-1.00								
#	Executed Elements	Info	Base Value	GOE	J1	J2	J3	J4	J5	J6	J7	J8	J9	Ref.	Scores of Panel
1	1A+2Loq	F	2.80	-0.85	-5	-5	-5								1.95
2	2Lz!+2T<	<	3.14	-0.63	-3	-3	-3								2.51
3	CSSp1		1.90	0.00	0	0	0								1.90
4	2Lz		2.10	-0.28	-1	-2	-1								1.82
5	2Fq	q	1.80	-0.36	-2	-2	-2								1.44
6	StSqB	F	1.50	-0.75	-5	-5	-5								0.75
7	CCoSp2		2.50	0.17	1	1	0								2.67
			15.74												13.04
Program Components				Factor											
Composition				1.67	3.50	3.00	2.75					3.08			
Presentation				1.67	3.00	3.25	2.75					3.00			
Skating Skills				1.67	3.75	3.25	3.00					3.33			
Judges Total Program Component Score (factored)												15.71			
Deductions:				Falls	-1.00 (2)							-1.00			

Rank	Name	Nation	Starting Number	Total Segment Score	Total Element Score	Total Program Component Score (factored)	Total Deductions								
5	Anna FILIPPOVA	LAT	2	26.67	11.44	15.73	-0.50								
#	Executed Elements	Info	Base Value	GOE	J1	J2	J3	J4	J5	J6	J7	J8	J9	Ref.	Scores of Panel
1	CCoSp2		2.50	0.25	1	1	1								2.75
2	1A+1A+SEQ		2.20	0.07	1	1	0								2.27
3	2S	F	1.30	-0.65	-5	-5	-5								0.65
4	CSSp1		1.90	0.06	0	1	0								1.96
5	1Lz+1Lo		1.10	0.00	0	0	0								1.10
6	2S		1.30	-0.09	-1	-1	0								1.21
7	StSqB		1.50	0.00	0	0	0								1.50
			11.80												11.44
Program Components				Factor											
Composition				1.67	3.00	3.50	3.00					3.17			
Presentation				1.67	3.00	3.00	3.00					3.00			
Skating Skills				1.67	3.25	3.25	3.25					3.25			
Judges Total Program Component Score (factored)												15.73			
Deductions:				Falls	-0.50 (1)							-0.50			

Rank	Name	Nation	Starting Number	Total Segment Score	Total Element Score	Total Program Component Score (factored)	Total Deductions								
6	Alexia EASOM	RSA	11	26.42	11.80	14.62	0.00								
#	Executed Elements	Info	Base Value	GOE	J1	J2	J3	J4	J5	J6	J7	J8	J9	Ref.	Scores of Panel
1	1A		1.10	-0.04	0	0	-1								1.06
2	1A+1T		1.50	-0.04	0	0	-1								1.46
3	CCoSp2		2.50	-0.08	-1	0	0								2.42
4	StSqB		1.50	0.00	0	0	0								1.50
5	2S		1.30	-0.04	0	0	-1								1.26
6	2S+1Lo		1.80	0.00	0	0	0								1.80
7	CSSp2		2.30	0.00	0	0	0								2.30
			12.00												11.80
Program Components				Factor											
Composition				1.67	3.00	3.00	3.00					3.00			
Presentation				1.67	2.75	2.75	3.25					2.92			
Skating Skills				1.67	3.00	2.75	2.75					2.83			
Judges Total Program Component Score (factored)												14.62			
Deductions:											0.00				





JUDGES DETAILS PER SKATER

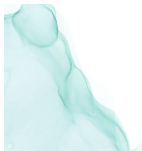
CHICKS GIRLS I (1.7.2015 - 30.6.2016) FREE SKATING

Rank	Name	Nation	Starting Number	Total Segment Score	Total Element Score	Total Program Component Score (factored)	Total Deductions								
7	Ivayla GEORGIEVA	BUL	4	26.04	12.30	15.74	-2.00								
#	Executed Elements	Info	Base Value	GOE	J1	J2	J3	J4	J5	J6	J7	J8	J9	Ref.	Scores of Panel
1	1A+2Lo	F	2.80	-0.85	-5	-5	-5								1.95
2	1Lz+1A+SEQ		1.70	0.04	0	1	0								1.74
3	CSSp2		2.30	0.08	0	0	1								2.38
4	StSq1		1.80	0.18	1	1	1								1.98
5	2Lo<	F	1.36	-0.68	-5	-5	-5								0.68
6	CCoSp2		2.50	0.42	2	1	2								2.92
7	2Sq	F	1.30	-0.65	-5	-5	-5								0.65
			13.76												12.30
Program Components			Factor												
Composition			1.67	3.25	3.25	3.25						3.25			
Presentation			1.67	3.00	3.00	2.75						2.92			
Skating Skills			1.67	3.50	3.00	3.25						3.25			
Judges Total Program Component Score (factored)												15.74			
Deductions:			Time violation	-0.50	Falls				-1.50 (3)				-2.00		

Rank	Name	Nation	Starting Number	Total Segment Score	Total Element Score	Total Program Component Score (factored)	Total Deductions								
8	Kristina MARIN	BUL	14	23.06	8.66	14.90	-0.50								
#	Executed Elements	Info	Base Value	GOE	J1	J2	J3	J4	J5	J6	J7	J8	J9	Ref.	Scores of Panel
1	StSqB		1.50	0.00	0	0	0								1.50
2	1A+1Lo		1.60	-0.15	-2	-1	-1								1.45
3	2S<<	F	0.40	-0.20	-5	-5	-5								0.20
4	2S<<	<<	0.40	-0.15	-4	-3	-4								0.25
5	CoSp2		2.00	0.07	0	1	0								2.07
6	CSSpB		1.60	0.00	0	0	0								1.60
7	1Lz+1A+SEQ		1.70	-0.11	-1	-1	-1								1.59
			9.20												8.66
Program Components			Factor												
Composition			1.67	2.75	3.00	3.00						2.92			
Presentation			1.67	2.75	3.25	3.00						3.00			
Skating Skills			1.67	3.00	3.00	3.00						3.00			
Judges Total Program Component Score (factored)												14.90			
Deductions:			Falls	-0.50 (1)										-0.50	

Rank	Name	Nation	Starting Number	Total Segment Score	Total Element Score	Total Program Component Score (factored)	Total Deductions								
9	Alisa KLYACHEVA	BUL	3	19.95	6.82	13.63	-0.50								
#	Executed Elements	Info	Base Value	GOE	J1	J2	J3	J4	J5	J6	J7	J8	J9	Ref.	Scores of Panel
1	StSqB		1.50	0.00	0	0	0								1.50
2	SSp1		1.30	0.04	1	0	0								1.34
3	1Aq	q	1.10	-0.44	-3	-4	-5								0.66
4	1F+1A+SEQ		1.60	0.00	0	0	0								1.60
5	2S<+1T	<	1.44	-0.24	-2	-2	-3								1.20
6	CCoSp		0.00	0.00	-	-	-								0.00
7	2S<	F	1.04	-0.52	-5	-5	-5								0.52
			7.98												6.82
Program Components			Factor												
Composition			1.67	3.00	2.50	2.75						2.75			
Presentation			1.67	2.75	2.50	2.50						2.58			
Skating Skills			1.67	3.00	2.75	2.75						2.83			
Judges Total Program Component Score (factored)												13.63			
Deductions:			Falls	-0.50 (1)										-0.50	





JUDGES DETAILS PER SKATER

CHICKS GIRLS I (1.7.2015 - 30.6.2016) FREE SKATING

Rank	Name	Nation	Starting Number	Total Segment Score	Total Element Score	Total Program Component Score (factored)	Total Deductions
10	Polina SVIRSKA	LAT	15	17.38	5.69	11.69	0.00

#	Executed Elements	Info	Base Value	GOE	J1	J2	J3	J4	J5	J6	J7	J8	J9	Ref.	Scores of Panel	
1	1A		1.10	-0.26	-2	-2	-3								0.84	
2	SSp1		1.30	0.04	0	0	1								1.34	
3	1Lz+1Lo		1.10	-0.02	0	-1	0								1.08	
4	CCoSp		0.00	0.00	-	-	-								0.00	
5	1Lz+1T		1.00	-0.02	0	-1	0								0.98	
6	1A*	*	0.00	0.00	-	-	-								0.00	
7	StSqB		1.50	-0.05	-1	0	0								1.45	
			6.00												5.69	
Program Components			Factor													
Composition			1.67	2.50	2.50	2.00										
Presentation			1.67	2.25	2.50	2.00										
Skating Skills			1.67	2.50	2.50	2.25										
Judges Total Program Component Score (factored)																11.69

Deductions: 0.00

Rank	Name	Nation	Starting Number	Total Segment Score	Total Element Score	Total Program Component Score (factored)	Total Deductions
11	Milena STAVREVA	BUL	8	15.38	4.97	10.41	0.00

#	Executed Elements	Info	Base Value	GOE	J1	J2	J3	J4	J5	J6	J7	J8	J9	Ref.	Scores of Panel	
1	1F+1Lo		1.00	0.00	0	0	0								1.00	
2	CoSpBV		1.13	-0.04	-1	0	0								1.09	
3	1F+1T		0.90	-0.02	0	-1	0								0.88	
4	1Lz		0.60	0.00	0	0	0								0.60	
5	A		0.00	0.00	-	-	-								0.00	
6	CSp		0.00	0.00	-	-	-								0.00	
7	StSqB		1.50	-0.10	-1	0	-1								1.40	
			5.13												4.97	
Program Components			Factor													
Composition			1.67	2.50	2.00	1.75										
Presentation			1.67	2.25	2.00	2.00										
Skating Skills			1.67	2.50	2.00	1.75										
Judges Total Program Component Score (factored)																10.41

Deductions: 0.00

Rank	Name	Nation	Starting Number	Total Segment Score	Total Element Score	Total Program Component Score (factored)	Total Deductions
12	Maria Florentina SAIGAU	ROU	6	14.53	3.82	10.71	0.00

#	Executed Elements	Info	Base Value	GOE	J1	J2	J3	J4	J5	J6	J7	J8	J9	Ref.	Scores of Panel	
1	1Lo+1Lo		1.00	0.00	0	0	0								1.00	
2	1F+1T		0.90	0.00	0	0	0								0.90	
3	StSq		0.00	0.00	-	-	-								0.00	
4	CoSpBV		1.13	-0.04	0	0	-1								1.09	
5	1S*	*	0.00	0.00	-	-	-								0.00	
6	USpB		1.00	-0.17	-2	-1	-2								0.83	
			4.03												3.82	
Program Components			Factor													
Composition			1.67	2.50	1.75	2.00										
Presentation			1.67	2.25	2.00	2.25										
Skating Skills			1.67	2.50	2.00	2.00										
Judges Total Program Component Score (factored)																10.71

Deductions: 0.00





JUDGES DETAILS PER SKATER

CHICKS GIRLS I (1.7.2015 - 30.6.2016) FREE SKATING

Rank	Name	Nation	Starting Number	Total Segment Score	Total Element Score	Total Program Component Score (factored)	Total Deductions								
13	Ilinca TRONARU	ROU	7	14.37	4.72	10.15	-0.50								
#	Executed Elements	Info	Base Value	GOE	J1	J2	J3	J4	J5	J6	J7	J8	J9	Ref.	Scores of Panel
1	1Lo		0.50	0.00	0	0	0								0.50
2	1Lze	e	0.48	-0.11	-3	-2	-2								0.37
3	1F+1Lo		1.00	0.00	0	0	0								1.00
4	CoSp	F	0.00	0.00	-	-	-								0.00
5	1F*+1A<<+SEQ	*	0.00	0.00	-	-	-								0.00
6	CSp1		1.40	0.00	0	0	0								1.40
7	StSqB		1.50	-0.05	-1	0	0								1.45
			4.88												4.72
Program Components			Factor												
Composition			1.67	2.25	1.75	2.00						2.00			
Presentation			1.67	2.00	2.00	2.25						2.08			
Skating Skills			1.67	2.25	2.00	1.75						2.00			
Judges Total Program Component Score (factored)											10.15				
Deductions:			Falls	-0.50 (1)								-0.50			

Rank	Name	Nation	Starting Number	Total Segment Score	Total Element Score	Total Program Component Score (factored)	Total Deductions								
14	Maia COMAN	ROU	12	13.82	2.97	10.85	0.00								
#	Executed Elements	Info	Base Value	GOE	J1	J2	J3	J4	J5	J6	J7	J8	J9	Ref.	Scores of Panel
1	1S+A+1Lo<<+SEQ	*	0.40	-0.15	-3	-4	-4								0.25
2	1F		0.50	-0.02	0	-1	0								0.48
3	CoSp		0.00	0.00	-	-	-								0.00
4	1Lo+1Lo*	*	0.50	-0.03	0	-2	0								0.47
5	StSqB		1.50	-0.10	-1	0	-1								1.40
6	1Lze	e	0.48	-0.11	-2	-2	-3								0.37
7	CSp		0.00	0.00	-	-	-								0.00
			3.38												2.97
Program Components			Factor												
Composition			1.67	2.50	2.25	1.75						2.17			
Presentation			1.67	2.25	2.25	1.75						2.08			
Skating Skills			1.67	2.50	2.50	1.75						2.25			
Judges Total Program Component Score (factored)											10.85				
Deductions:											0.00				

Legend:
 # Sequence number GOE Grade of Execution Jx Judges (x=1-9) Ref. Referee
 * Invalid element e Wrong edge < Under-rotated jump << Downgraded jump
 ! Not clear edge F Fall q Jump landed on the quarter

