

JUDGES DETAILS PER SKATER

CUBS GIRLS II (1.7.2014 - 30.6.2015) FREE SKATING

| Rank | Name | Nation | Starting Number | Total Segment Score | Total Element Score | Total Program Component Score (factored) | Total Deductions |
|------|------------|--------|-----------------|---------------------|---------------------|--|------------------|
| 1 | Anna VARRO | HUN | 10 | 36.89 | 17.39 | 19.50 | 0.00 |

| # | Executed Elements | Info | Base Value | GOE | J1 | J2 | J3 | J4 | J5 | J6 | J7 | J8 | J9 | Ref. | Scores of Panel |
|--|-------------------|------|--------------|---------------|------|------|------|----|----|----|----|----|------|--------------|-----------------|
| 1 | 2F1+2Lo | ! | 3.50 | -0.18 | -1 | -1 | -1 | | | | | | | | 3.32 |
| 2 | 2Lz+2T | | 3.40 | 0.00 | 0 | 0 | 0 | | | | | | | | 3.40 |
| 3 | LSp2 | | 1.90 | 0.32 | 2 | 2 | 1 | | | | | | | | 2.22 |
| 4 | StSq2 | | 2.60 | 0.35 | 1 | 2 | 1 | | | | | | | | 2.95 |
| 5 | 1A | | 1.10 | 0.04 | 0 | 1 | 0 | | | | | | | | 1.14 |
| 6 | 2Lzq | q | 2.10 | -0.49 | -2 | -2 | -3 | | | | | | | | 1.61 |
| 7 | CCoSp2 | | 2.50 | 0.25 | 1 | 2 | 0 | | | | | | | | 2.75 |
| | | | 17.10 | | | | | | | | | | | | 17.39 |
| Program Components | | | | Factor | | | | | | | | | | | |
| Composition | | | | 1.67 | 4.00 | 4.00 | 3.50 | | | | | | 3.83 | | |
| Presentation | | | | 1.67 | 3.75 | 4.25 | 3.75 | | | | | | 3.92 | | |
| Skating Skills | | | | 1.67 | 4.00 | 4.25 | 3.50 | | | | | | 3.92 | | |
| Judges Total Program Component Score (factored) | | | | | | | | | | | | | | 19.50 | |

| | | | | | | | | | | | | | | | |
|--------------------|--|--|--|--|--|--|--|--|--|--|--|--|--|--|-------------|
| Deductions: | | | | | | | | | | | | | | | 0.00 |
|--------------------|--|--|--|--|--|--|--|--|--|--|--|--|--|--|-------------|

| Rank | Name | Nation | Starting Number | Total Segment Score | Total Element Score | Total Program Component Score (factored) | Total Deductions |
|------|------------------|--------|-----------------|---------------------|---------------------|--|------------------|
| 2 | Katinka SZEPLAKI | HUN | 15 | 36.38 | 16.30 | 20.58 | -0.50 |

| # | Executed Elements | Info | Base Value | GOE | J1 | J2 | J3 | J4 | J5 | J6 | J7 | J8 | J9 | Ref. | Scores of Panel |
|--|-------------------|------|--------------|---------------|------|------|------|----|----|----|----|----|------|--------------|-----------------|
| 1 | 2Lz+2T | | 3.40 | 0.35 | 2 | 2 | 1 | | | | | | | | 3.75 |
| 2 | 2F+2Lo<< | << | 2.30 | -0.72 | -4 | -4 | -4 | | | | | | | | 1.58 |
| 3 | LSp2 | | 1.90 | 0.32 | 1 | 2 | 2 | | | | | | | | 2.22 |
| 4 | StSq2 | | 2.60 | 0.52 | 2 | 3 | 1 | | | | | | | | 3.12 |
| 5 | 1A | | 1.10 | 0.04 | 0 | 1 | 0 | | | | | | | | 1.14 |
| 6 | 2Lz | | 2.10 | -0.28 | -1 | -1 | -2 | | | | | | | | 1.82 |
| 7 | CCoSp2 | | 2.50 | 0.17 | 1 | 1 | 0 | | | | | | | | 2.67 |
| | | | 15.90 | | | | | | | | | | | | 16.30 |
| Program Components | | | | Factor | | | | | | | | | | | |
| Composition | | | | 1.67 | 4.25 | 4.50 | 3.50 | | | | | | 4.08 | | |
| Presentation | | | | 1.67 | 4.00 | 4.50 | 3.75 | | | | | | 4.08 | | |
| Skating Skills | | | | 1.67 | 4.25 | 4.50 | 3.75 | | | | | | 4.17 | | |
| Judges Total Program Component Score (factored) | | | | | | | | | | | | | | 20.58 | |

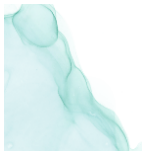
| | | | | | | | | | | | | | | | |
|--------------------|----------------|-------|--|--|--|--|--|--|--|--|--|--|--|--|--------------|
| Deductions: | Time violation | -0.50 | | | | | | | | | | | | | -0.50 |
|--------------------|----------------|-------|--|--|--|--|--|--|--|--|--|--|--|--|--------------|

| Rank | Name | Nation | Starting Number | Total Segment Score | Total Element Score | Total Program Component Score (factored) | Total Deductions |
|------|----------------|--------|-----------------|---------------------|---------------------|--|------------------|
| 3 | Yoana ANTONOVA | BUL | 17 | 33.90 | 15.09 | 18.81 | 0.00 |

| # | Executed Elements | Info | Base Value | GOE | J1 | J2 | J3 | J4 | J5 | J6 | J7 | J8 | J9 | Ref. | Scores of Panel |
|--|-------------------|------|--------------|---------------|------|------|------|----|----|----|----|----|------|--------------|-----------------|
| 1 | 1A | | 1.10 | 0.00 | 0 | 0 | 0 | | | | | | | | 1.10 |
| 2 | 2Fq+2T< | < | 2.84 | -0.72 | -4 | -4 | -4 | | | | | | | | 2.12 |
| 3 | 2Lz!<+2Loq | < | 3.38 | -0.74 | -5 | -3 | -5 | | | | | | | | 2.64 |
| 4 | CSSp2 | | 2.30 | 0.31 | 1 | 1 | 2 | | | | | | | | 2.61 |
| 5 | 2Lz! | ! | 2.10 | -0.21 | -1 | -1 | -1 | | | | | | | | 1.89 |
| 6 | StSq1 | | 1.80 | 0.18 | 1 | 1 | 1 | | | | | | | | 1.98 |
| 7 | CCoSp2 | | 2.50 | 0.25 | 1 | 1 | 1 | | | | | | | | 2.75 |
| | | | 16.02 | | | | | | | | | | | | 15.09 |
| Program Components | | | | Factor | | | | | | | | | | | |
| Composition | | | | 1.67 | 3.50 | 3.75 | 3.75 | | | | | | 3.67 | | |
| Presentation | | | | 1.67 | 3.75 | 4.00 | 4.00 | | | | | | 3.92 | | |
| Skating Skills | | | | 1.67 | 3.25 | 4.00 | 3.75 | | | | | | 3.67 | | |
| Judges Total Program Component Score (factored) | | | | | | | | | | | | | | 18.81 | |

| | | | | | | | | | | | | | | | |
|--------------------|--|--|--|--|--|--|--|--|--|--|--|--|--|--|-------------|
| Deductions: | | | | | | | | | | | | | | | 0.00 |
|--------------------|--|--|--|--|--|--|--|--|--|--|--|--|--|--|-------------|





JUDGES DETAILS PER SKATER

CUBS GIRLS II (1.7.2014 - 30.6.2015) FREE SKATING

| Rank | Name | Nation | Starting Number | Total Segment Score | Total Element Score | Total Program Component Score (factored) | Total Deductions |
|------|---------------------|--------|-----------------|---------------------|---------------------|--|------------------|
| 4 | Ela Valeriya AKSULU | TUR | 18 | 32.99 | 14.75 | 18.24 | 0.00 |

| # | Executed Elements | Info | Base Value | GOE | J1 | J2 | J3 | J4 | J5 | J6 | J7 | J8 | J9 | Ref. | Scores of Panel | |
|--|-------------------|------|---------------|-------|------|------|----|----|----|----|----|----|----|------|-----------------|--------------|
| 1 | 2Lz | | 2.10 | -0.07 | 0 | 0 | -1 | | | | | | | | 2.03 | |
| 2 | 2Lo+1A+SEQ | | 2.80 | 0.06 | 0 | 1 | 0 | | | | | | | | 2.86 | |
| 3 | CSSp1V | | 1.43 | 0.14 | 1 | 1 | 1 | | | | | | | | 1.57 | |
| 4 | 2F<+2Tq | < | 2.74 | -0.58 | -4 | -4 | -4 | | | | | | | | 2.16 | |
| 5 | StSqB | | 1.50 | 0.00 | 0 | 0 | 0 | | | | | | | | 1.50 | |
| 6 | 2F | | 1.80 | 0.00 | 0 | 0 | 0 | | | | | | | | 1.80 | |
| 7 | CCoSp2 | | 2.50 | 0.33 | 2 | 2 | 0 | | | | | | | | 2.83 | |
| | | | 14.87 | | | | | | | | | | | | 14.75 | |
| Program Components | | | Factor | | | | | | | | | | | | | |
| Composition | | | 1.67 | 3.75 | 3.75 | 3.25 | | | | | | | | | | |
| Presentation | | | 1.67 | 3.75 | 3.75 | 3.50 | | | | | | | | | | |
| Skating Skills | | | 1.67 | 4.00 | 3.75 | 3.25 | | | | | | | | | | |
| Judges Total Program Component Score (factored) | | | | | | | | | | | | | | | | 18.24 |

Deductions: 0.00

| Rank | Name | Nation | Starting Number | Total Segment Score | Total Element Score | Total Program Component Score (factored) | Total Deductions |
|------|-------------------|--------|-----------------|---------------------|---------------------|--|------------------|
| 5 | Alice IOURTCHENKO | ISR | 11 | 32.00 | 14.04 | 17.96 | 0.00 |

| # | Executed Elements | Info | Base Value | GOE | J1 | J2 | J3 | J4 | J5 | J6 | J7 | J8 | J9 | Ref. | Scores of Panel | |
|--|-------------------|------|---------------|-------|------|------|----|----|----|----|----|----|----|------|-----------------|--------------|
| 1 | 1A | | 1.10 | 0.04 | 0 | 0 | 1 | | | | | | | | 1.14 | |
| 2 | 2F+1A+SEQ | | 2.90 | 0.00 | 0 | 0 | 0 | | | | | | | | 2.90 | |
| 3 | 2Lz<+2Lo< | < | 3.04 | -0.78 | -5 | -5 | -4 | | | | | | | | 2.26 | |
| 4 | CSSp2V | | 1.73 | 0.17 | 1 | 1 | 1 | | | | | | | | 1.90 | |
| 5 | 2Lz< | < | 1.68 | -0.39 | -3 | -2 | -2 | | | | | | | | 1.29 | |
| 6 | FCCoSp2 | | 2.50 | 0.25 | 1 | 0 | 2 | | | | | | | | 2.75 | |
| 7 | StSq1 | | 1.80 | 0.00 | 0 | 0 | 0 | | | | | | | | 1.80 | |
| | | | 14.75 | | | | | | | | | | | | 14.04 | |
| Program Components | | | Factor | | | | | | | | | | | | | |
| Composition | | | 1.67 | 3.50 | 3.50 | 3.75 | | | | | | | | | | |
| Presentation | | | 1.67 | 3.50 | 3.50 | 3.50 | | | | | | | | | | |
| Skating Skills | | | 1.67 | 3.75 | 3.75 | 3.50 | | | | | | | | | | |
| Judges Total Program Component Score (factored) | | | | | | | | | | | | | | | | 17.96 |

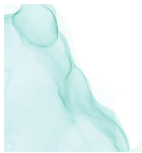
Deductions: 0.00

| Rank | Name | Nation | Starting Number | Total Segment Score | Total Element Score | Total Program Component Score (factored) | Total Deductions |
|------|----------------|--------|-----------------|---------------------|---------------------|--|------------------|
| 6 | Sofia MILANOVA | BUL | 4 | 29.82 | 14.06 | 17.26 | -1.50 |

| # | Executed Elements | Info | Base Value | GOE | J1 | J2 | J3 | J4 | J5 | J6 | J7 | J8 | J9 | Ref. | Scores of Panel | |
|--|-------------------|------|---------------|-------|------|------|----|----|----|----|----|----|----|------|-----------------|--------------|
| 1 | 1A | | 1.10 | 0.00 | 0 | 0 | 0 | | | | | | | | 1.10 | |
| 2 | 2F1< | F | 1.44 | -0.72 | -5 | -5 | -5 | | | | | | | | 0.72 | |
| 3 | 2Lz+2Lo< | F | 3.46 | -1.05 | -5 | -5 | -5 | | | | | | | | 2.41 | |
| 4 | 2Lz+2T<< | F | 2.50 | -1.05 | -5 | -5 | -5 | | | | | | | | 1.45 | |
| 5 | CCoSp2 | | 2.50 | 0.25 | 1 | 1 | 1 | | | | | | | | 2.75 | |
| 6 | StSq2 | | 2.60 | 0.35 | 2 | 2 | 0 | | | | | | | | 2.95 | |
| 7 | CSSp2 | | 2.30 | 0.38 | 1 | 2 | 2 | | | | | | | | 2.68 | |
| | | | 15.90 | | | | | | | | | | | | 14.06 | |
| Program Components | | | Factor | | | | | | | | | | | | | |
| Composition | | | 1.67 | 3.25 | 3.75 | 3.25 | | | | | | | | | | |
| Presentation | | | 1.67 | 3.00 | 3.50 | 3.00 | | | | | | | | | | |
| Skating Skills | | | 1.67 | 3.50 | 4.00 | 3.75 | | | | | | | | | | |
| Judges Total Program Component Score (factored) | | | | | | | | | | | | | | | | 17.26 |

Deductions: Falls -1.50 (3) -1.50





JUDGES DETAILS PER SKATER

CUBS GIRLS II (1.7.2014 - 30.6.2015) FREE SKATING

| Rank | Name | Nation | Starting Number | Total Segment Score | Total Element Score | Total Program Component Score (factored) | Total Deductions | | | | | | | | | | |
|--|-------------------|--------|-----------------|---------------------|---------------------|--|------------------|----|----|----|----|----|----|------|-----------------|-------------|--|
| 7 | Vladimira STOEVA | BUL | 7 | 29.36 | 13.91 | 15.45 | 0.00 | | | | | | | | | | |
| # | Executed Elements | Info | Base Value | GOE | J1 | J2 | J3 | J4 | J5 | J6 | J7 | J8 | J9 | Ref. | Scores of Panel | | |
| 1 | CCoSp2 | | 2.50 | 0.00 | 0 | 0 | 0 | | | | | | | | 2.50 | | |
| 2 | 2S+2Loq | q | 3.00 | -0.34 | -2 | -2 | -2 | | | | | | | | 2.66 | | |
| 3 | 2Lz< | < | 1.68 | -0.50 | -3 | -3 | -3 | | | | | | | | 1.18 | | |
| 4 | CSSp2 | | 2.30 | 0.23 | 1 | 1 | 1 | | | | | | | | 2.53 | | |
| 5 | 2F<+1A+SEQ | < | 2.54 | -0.29 | -2 | -2 | -2 | | | | | | | | 2.25 | | |
| 6 | 2Fq | q | 1.80 | -0.36 | -2 | -2 | -2 | | | | | | | | 1.44 | | |
| 7 | StSqB | | 1.50 | -0.15 | -1 | -1 | -1 | | | | | | | | 1.35 | | |
| | | | 15.32 | | | | | | | | | | | | 13.91 | | |
| Program Components | | | | Factor | | | | | | | | | | | | | |
| Composition | | | | 1.67 | 3.00 | 3.00 | 3.25 | | | | | | | | | | |
| Presentation | | | | 1.67 | 2.75 | 2.75 | 3.25 | | | | | | | | | | |
| Skating Skills | | | | 1.67 | 3.25 | 3.25 | 3.25 | | | | | | | | | | |
| Judges Total Program Component Score (factored) | | | | | | | | | | | | | | | 15.45 | | |
| Deductions: | | | | | | | | | | | | | | | | 0.00 | |

| Rank | Name | Nation | Starting Number | Total Segment Score | Total Element Score | Total Program Component Score (factored) | Total Deductions | | | | | | | | | | |
|--|---------------------|--------|-----------------|---------------------|---------------------|--|------------------|----|----|----|----|----|----|------|-----------------|-------------|--|
| 8 | Natali ISPIRIDONOVA | BUL | 5 | 28.00 | 11.30 | 16.70 | 0.00 | | | | | | | | | | |
| # | Executed Elements | Info | Base Value | GOE | J1 | J2 | J3 | J4 | J5 | J6 | J7 | J8 | J9 | Ref. | Scores of Panel | | |
| 1 | 1A+1Lo | | 1.60 | 0.00 | 0 | 0 | 0 | | | | | | | | 1.60 | | |
| 2 | 2S | | 1.30 | 0.00 | 0 | 0 | 0 | | | | | | | | 1.30 | | |
| 3 | 2Lo | | 1.70 | -0.45 | -2 | -3 | -3 | | | | | | | | 1.25 | | |
| 4 | 1Lz+1A+SEQ | | 1.70 | 0.00 | 0 | 0 | 0 | | | | | | | | 1.70 | | |
| 5 | SSp2 | | 1.60 | 0.05 | 0 | 0 | 1 | | | | | | | | 1.65 | | |
| 6 | StSqB | | 1.50 | 0.05 | 1 | 0 | 0 | | | | | | | | 1.55 | | |
| 7 | CCoSp2 | | 2.50 | -0.25 | -1 | -1 | -1 | | | | | | | | 2.25 | | |
| | | | 11.90 | | | | | | | | | | | | 11.30 | | |
| Program Components | | | | Factor | | | | | | | | | | | | | |
| Composition | | | | 1.67 | 3.25 | 3.25 | 3.50 | | | | | | | | | | |
| Presentation | | | | 1.67 | 3.00 | 3.50 | 3.25 | | | | | | | | | | |
| Skating Skills | | | | 1.67 | 3.25 | 3.50 | 3.50 | | | | | | | | | | |
| Judges Total Program Component Score (factored) | | | | | | | | | | | | | | | 16.70 | | |
| Deductions: | | | | | | | | | | | | | | | | 0.00 | |

| Rank | Name | Nation | Starting Number | Total Segment Score | Total Element Score | Total Program Component Score (factored) | Total Deductions | | | | | | | | | | |
|--|-------------------|--------|-----------------|---------------------|---------------------|--|------------------|----|----|----|----|----|----|------|-----------------|-------------|--|
| 9 | Lyara SADAKOVA | BUL | 16 | 27.51 | 11.65 | 15.86 | 0.00 | | | | | | | | | | |
| # | Executed Elements | Info | Base Value | GOE | J1 | J2 | J3 | J4 | J5 | J6 | J7 | J8 | J9 | Ref. | Scores of Panel | | |
| 1 | 2Loq+1A+SEQ | q | 2.80 | -0.34 | -2 | -2 | -2 | | | | | | | | 2.46 | | |
| 2 | 2S< | < | 1.04 | -0.24 | -2 | -3 | -2 | | | | | | | | 0.80 | | |
| 3 | CCoSp2 | | 2.50 | 0.25 | 1 | 1 | 1 | | | | | | | | 2.75 | | |
| 4 | StSqB | | 1.50 | 0.00 | 0 | 0 | 0 | | | | | | | | 1.50 | | |
| 5 | 2Lo<+2T<< | << | 1.76 | -0.68 | -5 | -5 | -5 | | | | | | | | 1.08 | | |
| 6 | 1A | | 1.10 | 0.00 | 0 | 0 | 0 | | | | | | | | 1.10 | | |
| 7 | CSSp1 | | 1.90 | 0.06 | 0 | 0 | 1 | | | | | | | | 1.96 | | |
| | | | 12.60 | | | | | | | | | | | | 11.65 | | |
| Program Components | | | | Factor | | | | | | | | | | | | | |
| Composition | | | | 1.67 | 3.00 | 3.25 | 3.00 | | | | | | | | | | |
| Presentation | | | | 1.67 | 2.75 | 3.50 | 3.25 | | | | | | | | | | |
| Skating Skills | | | | 1.67 | 3.25 | 3.25 | 3.25 | | | | | | | | | | |
| Judges Total Program Component Score (factored) | | | | | | | | | | | | | | | 15.86 | | |
| Deductions: | | | | | | | | | | | | | | | | 0.00 | |



JUDGES DETAILS PER SKATER

CUBS GIRLS II (1.7.2014 - 30.6.2015) FREE SKATING

| Rank | Name | Nation | Starting Number | Total Segment Score | Total Element Score | Total Program Component Score (factored) | Total Deductions | | | | | | | | | | |
|--|-------------------|--------|-----------------|---------------------|---------------------|--|------------------|----|----|----|----|----|-----------|--------------|-----------------|--|--|
| 10 | Aurora BUCCARO | ITA | 8 | 25.59 | 9.52 | 16.57 | -0.50 | | | | | | | | | | |
| # | Executed Elements | Info | Base Value | GOE | J1 | J2 | J3 | J4 | J5 | J6 | J7 | J8 | J9 | Ref. | Scores of Panel | | |
| 1 | CSSpBV | | 1.20 | 0.12 | 0 | 2 | 1 | | | | | | | | 1.32 | | |
| 2 | 1A+2T<< | << | 1.50 | -0.51 | -4 | -5 | -5 | | | | | | | | 0.99 | | |
| 3 | 2S | | 1.30 | -0.04 | 0 | 0 | -1 | | | | | | | | 1.26 | | |
| 4 | 2S | F | 1.30 | -0.65 | -5 | -5 | -5 | | | | | | | | 0.65 | | |
| 5 | 1Lo+2Lo | | 2.20 | 0.00 | 0 | 0 | 0 | | | | | | | | 2.20 | | |
| 6 | CCoSp1V | | 1.50 | 0.10 | 1 | 1 | 0 | | | | | | | | 1.60 | | |
| 7 | StSqB | | 1.50 | 0.00 | 0 | 0 | 0 | | | | | | | | 1.50 | | |
| | | | 10.50 | | | | | | | | | | | | 9.52 | | |
| Program Components | | | | Factor | | | | | | | | | | | | | |
| Composition | | | | 1.67 | 3.25 | 3.25 | 3.25 | | | | | | | | | | |
| Presentation | | | | 1.67 | 3.00 | 3.50 | 3.25 | | | | | | | | | | |
| Skating Skills | | | | 1.67 | 3.50 | 3.50 | 3.25 | | | | | | | | | | |
| Judges Total Program Component Score (factored) | | | | | | | | | | | | | | | 16.57 | | |
| Deductions: | | Falls | | | | | | | | | | | -0.50 (1) | -0.50 | | | |

| Rank | Name | Nation | Starting Number | Total Segment Score | Total Element Score | Total Program Component Score (factored) | Total Deductions | | | | | | | | | | |
|--|-------------------|--------|-----------------|---------------------|---------------------|--|------------------|----|----|----|----|----|-----------|--------------|-----------------|--|--|
| 11 | Nikol VELINOVA | BUL | 1 | 24.88 | 10.48 | 14.90 | -0.50 | | | | | | | | | | |
| # | Executed Elements | Info | Base Value | GOE | J1 | J2 | J3 | J4 | J5 | J6 | J7 | J8 | J9 | Ref. | Scores of Panel | | |
| 1 | CCoSp2 | | 2.50 | 0.25 | 1 | 1 | 1 | | | | | | | | 2.75 | | |
| 2 | 1A+2Lo<< | << | 1.60 | -0.40 | -4 | -4 | -3 | | | | | | | | 1.20 | | |
| 3 | 2S<<+1A+SEQ | < | 2.14 | -0.26 | -2 | -2 | -3 | | | | | | | | 1.88 | | |
| 4 | 2S<< | F | 0.40 | -0.20 | -5 | -5 | -5 | | | | | | | | 0.20 | | |
| 5 | 1Lze | e | 0.48 | -0.11 | -2 | -3 | -2 | | | | | | | | 0.37 | | |
| 6 | StSqB | | 1.50 | 0.05 | 1 | 0 | 0 | | | | | | | | 1.55 | | |
| 7 | CSSp2 | | 2.30 | 0.23 | 1 | 1 | 1 | | | | | | | | 2.53 | | |
| | | | 10.92 | | | | | | | | | | | | 10.48 | | |
| Program Components | | | | Factor | | | | | | | | | | | | | |
| Composition | | | | 1.67 | 3.00 | 2.75 | 3.25 | | | | | | | | | | |
| Presentation | | | | 1.67 | 2.75 | 3.00 | 3.00 | | | | | | | | | | |
| Skating Skills | | | | 1.67 | 3.00 | 3.00 | 3.00 | | | | | | | | | | |
| Judges Total Program Component Score (factored) | | | | | | | | | | | | | | | 14.90 | | |
| Deductions: | | Falls | | | | | | | | | | | -0.50 (1) | -0.50 | | | |

| Rank | Name | Nation | Starting Number | Total Segment Score | Total Element Score | Total Program Component Score (factored) | Total Deductions | | | | | | | | | | |
|--|-------------------|--------|-----------------|---------------------|---------------------|--|------------------|----|----|----|----|-------------|----|------|-----------------|--|--|
| 12 | Gergana KACOVA | BUL | 6 | 23.45 | 8.96 | 14.49 | 0.00 | | | | | | | | | | |
| # | Executed Elements | Info | Base Value | GOE | J1 | J2 | J3 | J4 | J5 | J6 | J7 | J8 | J9 | Ref. | Scores of Panel | | |
| 1 | 1F+1A+SEQ | | 1.60 | 0.00 | 0 | 0 | 0 | | | | | | | | 1.60 | | |
| 2 | 2S | | 1.30 | -0.35 | -3 | -3 | -2 | | | | | | | | 0.95 | | |
| 3 | StSqB | | 1.50 | -0.05 | 0 | -1 | 0 | | | | | | | | 1.45 | | |
| 4 | 1A+1Lo | | 1.60 | 0.00 | 0 | 0 | 0 | | | | | | | | 1.60 | | |
| 5 | 2S | | 1.30 | -0.13 | -1 | -1 | -1 | | | | | | | | 1.17 | | |
| 6 | CoSpBV | | 1.13 | 0.00 | 0 | 0 | 0 | | | | | | | | 1.13 | | |
| 7 | CUSp1V | | 1.28 | -0.22 | -2 | -1 | -2 | | | | | | | | 1.06 | | |
| | | | 9.71 | | | | | | | | | | | | 8.96 | | |
| Program Components | | | | Factor | | | | | | | | | | | | | |
| Composition | | | | 1.67 | 3.00 | 2.75 | 3.00 | | | | | | | | | | |
| Presentation | | | | 1.67 | 2.75 | 2.50 | 3.25 | | | | | | | | | | |
| Skating Skills | | | | 1.67 | 3.00 | 2.75 | 3.00 | | | | | | | | | | |
| Judges Total Program Component Score (factored) | | | | | | | | | | | | | | | 14.49 | | |
| Deductions: | | | | | | | | | | | | 0.00 | | | | | |



JUDGES DETAILS PER SKATER

CUBS GIRLS II (1.7.2014 - 30.6.2015) FREE SKATING

| Rank | Name | Nation | Starting Number | Total Segment Score | Total Element Score | Total Program Component Score (factored) | Total Deductions | | | | | | | | | | |
|--|--------------------|--------|-----------------|---------------------|---------------------|--|------------------|----|----|----|----|----|-----------|--------------|-----------------|--|--|
| 13 | Victoria MASLARSKA | BUL | 3 | 21.56 | 10.79 | 11.27 | -0.50 | | | | | | | | | | |
| # | Executed Elements | Info | Base Value | GOE | J1 | J2 | J3 | J4 | J5 | J6 | J7 | J8 | J9 | Ref. | Scores of Panel | | |
| 1 | 2S | F | 1.30 | -0.65 | -5 | -5 | -5 | | | | | | | | 0.65 | | |
| 2 | 2Loq | q | 1.70 | -0.79 | -4 | -5 | -5 | | | | | | | | 0.91 | | |
| 3 | 2Lo+1A+SEQ | | 2.80 | -0.11 | -1 | 0 | -1 | | | | | | | | 2.69 | | |
| 4 | 2F<+1Lo | < | 1.94 | -0.48 | -3 | -4 | -3 | | | | | | | | 1.46 | | |
| 5 | CCoSp2 | | 2.50 | -0.33 | -2 | -1 | -1 | | | | | | | | 2.17 | | |
| 6 | StSqB | | 1.50 | -0.15 | -1 | -2 | 0 | | | | | | | | 1.35 | | |
| 7 | CSSp2V | | 1.73 | -0.17 | -1 | -1 | -1 | | | | | | | | 1.56 | | |
| | | | 13.47 | | | | | | | | | | | | 10.79 | | |
| Program Components | | | | Factor | | | | | | | | | | | | | |
| Composition | | | | 1.67 | 2.50 | 2.00 | 2.25 | | | | | | | | | | |
| Presentation | | | | 1.67 | 2.25 | 2.00 | 2.00 | | | | | | | | | | |
| Skating Skills | | | | 1.67 | 2.75 | 2.25 | 2.25 | | | | | | | | | | |
| Judges Total Program Component Score (factored) | | | | | | | | | | | | | | | 11.27 | | |
| Deductions: | | Falls | | | | | | | | | | | -0.50 (1) | -0.50 | | | |

| Rank | Name | Nation | Starting Number | Total Segment Score | Total Element Score | Total Program Component Score (factored) | Total Deductions | | | | | | | | | | |
|--|-------------------|--------|-----------------|---------------------|---------------------|--|------------------|----|----|----|----|----|-----------|--------------|-----------------|--|--|
| 14 | Alina DAMYANOVA | BUL | 14 | 16.95 | 6.31 | 11.14 | -0.50 | | | | | | | | | | |
| # | Executed Elements | Info | Base Value | GOE | J1 | J2 | J3 | J4 | J5 | J6 | J7 | J8 | J9 | Ref. | Scores of Panel | | |
| 1 | 1A | | 1.10 | -0.11 | -1 | -1 | -1 | | | | | | | | 0.99 | | |
| 2 | 2S< | F | 1.04 | -0.52 | -5 | -5 | -5 | | | | | | | | 0.52 | | |
| 3 | CoSpBV | | 1.13 | -0.19 | -1 | -3 | -1 | | | | | | | | 0.94 | | |
| 4 | StSqB | | 1.50 | -0.10 | -1 | -1 | 0 | | | | | | | | 1.40 | | |
| 5 | 1A+1Lo | | 1.60 | -0.04 | 0 | -1 | 0 | | | | | | | | 1.56 | | |
| 6 | 1Lz+1T | | 1.00 | -0.10 | -1 | -3 | -1 | | | | | | | | 0.90 | | |
| 7 | SSp | | 0.00 | 0.00 | - | - | - | | | | | | | | 0.00 | | |
| | | | 7.37 | | | | | | | | | | | | 6.31 | | |
| Program Components | | | | Factor | | | | | | | | | | | | | |
| Composition | | | | 1.67 | 2.00 | 2.25 | 2.25 | | | | | | | | | | |
| Presentation | | | | 1.67 | 1.75 | 2.50 | 2.50 | | | | | | | | | | |
| Skating Skills | | | | 1.67 | 2.25 | 2.00 | 2.50 | | | | | | | | | | |
| Judges Total Program Component Score (factored) | | | | | | | | | | | | | | | 11.14 | | |
| Deductions: | | Falls | | | | | | | | | | | -0.50 (1) | -0.50 | | | |

| Rank | Name | Nation | Starting Number | Total Segment Score | Total Element Score | Total Program Component Score (factored) | Total Deductions | | | | | | | | | | |
|--|-------------------|--------|-----------------|---------------------|---------------------|--|------------------|----|----|----|----|----|-----------|--------------|-----------------|--|--|
| 15 | Iris-Teodora REZ | ROU | 12 | 16.78 | 6.11 | 11.67 | -1.00 | | | | | | | | | | |
| # | Executed Elements | Info | Base Value | GOE | J1 | J2 | J3 | J4 | J5 | J6 | J7 | J8 | J9 | Ref. | Scores of Panel | | |
| 1 | 1A< | F | 0.88 | -0.44 | -5 | -5 | -5 | | | | | | | | 0.44 | | |
| 2 | CoSpBV | | 1.13 | -0.23 | -2 | -2 | -2 | | | | | | | | 0.90 | | |
| 3 | 1Lo+1T | | 0.90 | 0.00 | 0 | 0 | 0 | | | | | | | | 0.90 | | |
| 4 | StSqB | | 1.50 | -0.25 | -2 | -2 | -1 | | | | | | | | 1.25 | | |
| 5 | 1F+1T | | 0.90 | 0.00 | 0 | 0 | 0 | | | | | | | | 0.90 | | |
| 6 | 1Lze | e | 0.48 | -0.10 | 0 | -4 | -2 | | | | | | | | 0.38 | | |
| 7 | SSp1 | | 1.30 | 0.04 | 0 | 1 | 0 | | | | | | | | 1.34 | | |
| | | | 7.09 | | | | | | | | | | | | 6.11 | | |
| Program Components | | | | Factor | | | | | | | | | | | | | |
| Composition | | | | 1.67 | 2.50 | 2.50 | 2.00 | | | | | | | | | | |
| Presentation | | | | 1.67 | 2.25 | 2.75 | 2.00 | | | | | | | | | | |
| Skating Skills | | | | 1.67 | 2.75 | 2.25 | 2.00 | | | | | | | | | | |
| Judges Total Program Component Score (factored) | | | | | | | | | | | | | | | 11.67 | | |
| Deductions: | | Falls | | | | | | | | | | | -1.00 (2) | -1.00 | | | |



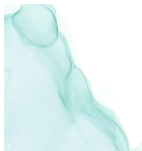
JUDGES DETAILS PER SKATER

CUBS GIRLS II (1.7.2014 - 30.6.2015) FREE SKATING

| Rank | Name | Nation | Starting Number | Total Segment Score | Total Element Score | Total Program Component Score (factored) | Total Deductions | | | | | | | | |
|--|-------------------|--------|-----------------|---------------------|---------------------|--|------------------|----|----|----|--------------|------|--------------|------|-----------------|
| 16 | Yoanna KRASTEVA | BUL | 13 | 15.87 | 4.96 | 11.41 | -0.50 | | | | | | | | |
| # | Executed Elements | Info | Base Value | GOE | J1 | J2 | J3 | J4 | J5 | J6 | J7 | J8 | J9 | Ref. | Scores of Panel |
| 1 | 1Lz+1T | | 1.00 | 0.00 | 0 | 0 | 0 | | | | | | | | 1.00 |
| 2 | StSqB | | 1.50 | -0.10 | -1 | -1 | 0 | | | | | | | | 1.40 |
| 3 | 1F+1Lo | | 1.00 | 0.00 | 0 | 0 | 0 | | | | | | | | 1.00 |
| 4 | SSp1 | | 1.30 | -0.30 | -2 | -3 | -2 | | | | | | | | 1.00 |
| 5 | 1Lz | | 0.60 | -0.04 | 0 | -2 | 0 | | | | | | | | 0.56 |
| 6 | 1A<< | << | 0.00 | 0.00 | - | - | - | | | | | | | | 0.00 |
| 7 | CoSp | | 0.00 | 0.00 | - | - | - | | | | | | | | 0.00 |
| | | | 5.40 | | | | | | | | | | | | 4.96 |
| Program Components | | | Factor | | | | | | | | | | | | |
| Composition | | | 1.67 | 2.50 | 2.25 | 2.00 | | | | | | 2.25 | | | |
| Presentation | | | 1.67 | 2.25 | 2.50 | 2.00 | | | | | | 2.25 | | | |
| Skating Skills | | | 1.67 | 2.50 | 2.25 | 2.25 | | | | | | 2.33 | | | |
| Judges Total Program Component Score (factored) | | | | | | | | | | | 11.41 | | | | |
| Deductions: | | | | Time violation | -0.50 | | | | | | | | -0.50 | | |

| Rank | Name | Nation | Starting Number | Total Segment Score | Total Element Score | Total Program Component Score (factored) | Total Deductions | | | | | | | | |
|--|-------------------|--------|-----------------|---------------------|---------------------|--|------------------|----|----|----|--------------|------|--------------|------|-----------------|
| 17 | Daria KOLEVA | BUL | 9 | 14.90 | 4.62 | 11.28 | -1.00 | | | | | | | | |
| # | Executed Elements | Info | Base Value | GOE | J1 | J2 | J3 | J4 | J5 | J6 | J7 | J8 | J9 | Ref. | Scores of Panel |
| 1 | 1F+1T<< | << | 0.50 | -0.22 | -4 | -5 | -4 | | | | | | | | 0.28 |
| 2 | CUSpB | | 1.50 | -0.10 | -1 | -1 | 0 | | | | | | | | 1.40 |
| 3 | StSqB | | 1.50 | -0.10 | -1 | -1 | 0 | | | | | | | | 1.40 |
| 4 | 1A<< | F | 0.00 | 0.00 | - | - | - | | | | | | | | 0.00 |
| 5 | 1Lz!+1A<+SEQ | F | 1.48 | -0.44 | -5 | -5 | -5 | | | | | | | | 1.04 |
| 6 | 1Lo | | 0.50 | 0.00 | 0 | 0 | 0 | | | | | | | | 0.50 |
| 7 | CoSp | | 0.00 | 0.00 | - | - | - | | | | | | | | 0.00 |
| | | | 5.48 | | | | | | | | | | | | 4.62 |
| Program Components | | | Factor | | | | | | | | | | | | |
| Composition | | | 1.67 | 2.25 | 2.25 | 2.25 | | | | | | 2.25 | | | |
| Presentation | | | 1.67 | 2.00 | 2.50 | 2.25 | | | | | | 2.25 | | | |
| Skating Skills | | | 1.67 | 2.50 | 2.25 | 2.00 | | | | | | 2.25 | | | |
| Judges Total Program Component Score (factored) | | | | | | | | | | | 11.28 | | | | |
| Deductions: | | | | Falls | -1.00 (2) | | | | | | | | -1.00 | | |

| Rank | Name | Nation | Starting Number | Total Segment Score | Total Element Score | Total Program Component Score (factored) | Total Deductions | | | | | | | | |
|--|-------------------|--------|-----------------|---------------------|---------------------|--|------------------|----|----|----|-------------|-------------|----|------|-----------------|
| 18 | Estela MAZILU | ROU | 2 | 11.23 | 3.29 | 7.94 | 0.00 | | | | | | | | |
| # | Executed Elements | Info | Base Value | GOE | J1 | J2 | J3 | J4 | J5 | J6 | J7 | J8 | J9 | Ref. | Scores of Panel |
| 1 | 1S+1T | | 0.80 | 0.00 | 0 | 0 | 0 | | | | | | | | 0.80 |
| 2 | SSp | | 0.00 | 0.00 | - | - | - | | | | | | | | 0.00 |
| 3 | 1Lze | e | 0.48 | -0.17 | -3 | -4 | -4 | | | | | | | | 0.31 |
| 4 | StSqB | | 1.50 | -0.25 | -2 | -2 | -1 | | | | | | | | 1.25 |
| 5 | 1Lo+1Lo | | 1.00 | -0.07 | -2 | -1 | -1 | | | | | | | | 0.93 |
| 6 | CoSp | | 0.00 | 0.00 | - | - | - | | | | | | | | 0.00 |
| 7 | 1F* | * | 0.00 | 0.00 | - | - | - | | | | | | | | 0.00 |
| | | | 3.78 | | | | | | | | | | | | 3.29 |
| Program Components | | | Factor | | | | | | | | | | | | |
| Composition | | | 1.67 | 1.75 | 1.25 | 1.50 | | | | | | 1.50 | | | |
| Presentation | | | 1.67 | 1.50 | 1.50 | 1.75 | | | | | | 1.58 | | | |
| Skating Skills | | | 1.67 | 2.00 | 1.25 | 1.75 | | | | | | 1.67 | | | |
| Judges Total Program Component Score (factored) | | | | | | | | | | | 7.94 | | | | |
| Deductions: | | | | | | | | | | | | 0.00 | | | |



INTERNATIONAL | INTERCLUB | RECREATIONAL | ADULT
20-25 FEB. 2024, ROMANIA, ALLIANZ-TIRIAC ARENA



OFFICIAL SPONSOR



FUNDAȚIA TIRIAC



JUDGES DETAILS PER SKATER

CUBS GIRLS II (1.7.2014 - 30.6.2015) FREE SKATING

| Legend: | | | | | | | |
|---------|-----------------|-----|--------------------|----|----------------------------|------|-----------------|
| # | Sequence number | GOE | Grade of Execution | Jx | Judges (x=1-9) | Ref. | Referee |
| * | Invalid element | e | Wrong edge | < | Under-rotated jump | << | Downgraded jump |
| ! | Not clear edge | F | Fall | q | Jump landed on the quarter | | |

printed: 20.02.2024 16:01

Page 7 / 7

