

JUDGES DETAILS PER SKATER

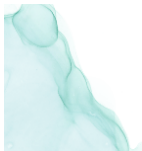
CUBS GIRLS I (1.7.2013 - 30.6.2014) FREE SKATING

Rank	Name	Nation	Starting Number	Total Segment Score	Total Element Score	Total Program Component Score (factored)	Total Deductions									
1	Olivia Zoe SZILI	HUN	17	40.34	18.78	21.56	0.00									
#	Executed Elements	Info	Base Value	GOE	J1	J2	J3	J4	J5	J6	J7	J8	J9	Ref.	Scores of Panel	
1	2Lz+2T		3.40	0.14	-1	2	1								3.54	
2	2F+2Lo		3.50	0.18	0	2	1								3.68	
3	CCoSp2		2.50	0.83	4	3	3								3.33	
4	StSq1		1.80	0.30	2	2	1								2.10	
5	1A		1.10	0.11	1	1	1								1.21	
6	2Lz		2.10	0.21	1	1	1								2.31	
7	FCSp2		2.30	0.31	2	1	1								2.61	
			16.70												18.78	
Program Components			Factor													
Composition			1.67	4.50	4.25	4.00										
Presentation			1.67	4.25	4.50	4.25										
Skating Skills			1.67	4.50	4.50	4.00										
Judges Total Program Component Score (factored)						21.56										
Deductions:							0.00									

Rank	Name	Nation	Starting Number	Total Segment Score	Total Element Score	Total Program Component Score (factored)	Total Deductions									
2	Rafaela KOLEVA	BUL	2	39.16	17.72	21.44	0.00									
#	Executed Elements	Info	Base Value	GOE	J1	J2	J3	J4	J5	J6	J7	J8	J9	Ref.	Scores of Panel	
1	2F+2Lo		3.50	0.30	2	2	1								3.80	
2	2Lz+2T		3.40	0.28	1	2	1								3.68	
3	CCoSp2V		1.88	0.06	1	-1	1								1.94	
4	2Lz		2.10	0.28	0	2	2								2.38	
5	1A		1.10	0.04	0	1	0								1.14	
6	CSSp2		2.30	0.38	1	2	2								2.68	
7	StSq1		1.80	0.30	3	1	1								2.10	
			16.08												17.72	
Program Components			Factor													
Composition			1.67	4.50	4.25	3.75										
Presentation			1.67	4.50	4.25	4.00										
Skating Skills			1.67	4.75	4.50	4.00										
Judges Total Program Component Score (factored)						21.44										
Deductions:							0.00									

Rank	Name	Nation	Starting Number	Total Segment Score	Total Element Score	Total Program Component Score (factored)	Total Deductions									
3	Siana ANDREEVA	BUL	21	37.86	16.84	21.02	0.00									
#	Executed Elements	Info	Base Value	GOE	J1	J2	J3	J4	J5	J6	J7	J8	J9	Ref.	Scores of Panel	
1	2F+2Lo		3.50	0.18	1	1	1								3.68	
2	1A		1.10	0.11	1	1	1								1.21	
3	2Lz+2T		3.40	0.21	0	2	1								3.61	
4	1Lz		0.60	0.00	0	0	0								0.60	
5	CSSp2		2.30	0.38	1	2	2								2.68	
6	StSq1		1.80	0.18	1	1	1								1.98	
7	CCoSp2		2.50	0.58	2	3	2								3.08	
			15.20												16.84	
Program Components			Factor													
Composition			1.67	4.00	4.25	4.25										
Presentation			1.67	4.00	4.50	4.00										
Skating Skills			1.67	4.25	4.50	4.00										
Judges Total Program Component Score (factored)						21.02										
Deductions:							0.00									





JUDGES DETAILS PER SKATER

CUBS GIRLS I (1.7.2013 - 30.6.2014) FREE SKATING

Rank	Name	Nation	Starting Number	Total Segment Score	Total Element Score	Total Program Component Score (factored)	Total Deductions
4	Taisia ZHVAKINA	BUL	20	35.12	16.75	18.37	0.00

#	Executed Elements	Info	Base Value	GOE	J1	J2	J3	J4	J5	J6	J7	J8	J9	Ref.	Scores of Panel
1	CCoSp2		2.50	-0.08	0	-1	0								2.42
2	2Lz+2Lo		3.80	-0.07	-1	0	0								3.73
3	2F		1.80	-0.24	-2	-1	-1								1.56
4	2Lz+2T		3.40	0.00	0	0	0								3.40
5	CSSp2		2.30	0.15	1	1	0								2.45
6	1A		1.10	0.11	1	1	1								1.21
7	StSq1		1.80	0.18	1	1	1								1.98
			16.70												16.75
Program Components				Factor											
	Composition			1.67	3.50	3.75	3.50								3.58
	Presentation			1.67	3.75	4.00	3.50								3.75
	Skating Skills			1.67	3.75	3.75	3.50								3.67
	Judges Total Program Component Score (factored)														18.37

Deductions:															0.00
--------------------	--	--	--	--	--	--	--	--	--	--	--	--	--	--	-------------

Rank	Name	Nation	Starting Number	Total Segment Score	Total Element Score	Total Program Component Score (factored)	Total Deductions
5	Kincso Dorina SIMON	HUN	5	32.25	16.05	16.70	-0.50

#	Executed Elements	Info	Base Value	GOE	J1	J2	J3	J4	J5	J6	J7	J8	J9	Ref.	Scores of Panel
1	2Lz+2T		3.40	-0.07	-1	0	0								3.33
2	2F!+2Lo	!	3.50	-0.24	-2	-1	-1								3.26
3	FCSp2		2.30	0.31	1	1	2								2.61
4	StSq1	F	1.80	-0.90	-5	-5	-5								0.90
5	1A		1.10	0.07	1	1	0								1.17
6	2Lz		2.10	-0.07	-1	0	0								2.03
7	CCoSp2		2.50	0.25	1	1	1								2.75
			16.70												16.05
Program Components				Factor											
	Composition			1.67	3.25	3.25	3.50								3.33
	Presentation			1.67	3.00	3.50	3.25								3.25
	Skating Skills			1.67	3.50	3.50	3.25								3.42
	Judges Total Program Component Score (factored)														16.70

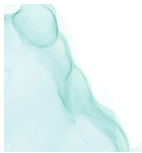
Deductions:	Falls															-0.50
--------------------	-------	--	--	--	--	--	--	--	--	--	--	--	--	--	--	--------------

Rank	Name	Nation	Starting Number	Total Segment Score	Total Element Score	Total Program Component Score (factored)	Total Deductions
6	Gabriela FILIPOVA	BUL	1	30.24	14.17	16.57	-0.50

#	Executed Elements	Info	Base Value	GOE	J1	J2	J3	J4	J5	J6	J7	J8	J9	Ref.	Scores of Panel
1	CCoSp1V		1.50	-0.05	0	-1	0								1.45
2	2Lo+1A+SEQ		2.80	-0.17	-1	-1	-1								2.63
3	2F		1.80	0.00	0	0	0								1.80
4	1A+2T		2.40	0.00	0	0	0								2.40
5	CSSp2		2.30	0.15	1	0	1								2.45
6	2Lo		1.70	-0.06	0	0	-1								1.64
7	StSq1		1.80	0.00	0	0	0								1.80
			14.30												14.17
Program Components				Factor											
	Composition			1.67	3.00	3.50	3.25								3.25
	Presentation			1.67	3.00	3.25	3.50								3.25
	Skating Skills			1.67	3.25	3.50	3.50								3.42
	Judges Total Program Component Score (factored)														16.57

Deductions:	Time violation															-0.50
--------------------	----------------	--	--	--	--	--	--	--	--	--	--	--	--	--	--	--------------





JUDGES DETAILS PER SKATER

CUBS GIRLS I (1.7.2013 - 30.6.2014) FREE SKATING

Rank	Name	Nation	Starting Number	Total Segment Score	Total Element Score	Total Program Component Score (factored)	Total Deductions									
7	Hui Ka FOO	GBR	24	28.59	11.20	17.39	0.00									
#	Executed Elements	Info	Base Value	GOE	J1	J2	J3	J4	J5	J6	J7	J8	J9	Ref.	Scores of Panel	
1	1A+2T<<	<<	1.50	-0.37	-3	-4	-3								1.13	
2	2S+1Lo		1.80	0.00	0	0	0								1.80	
3	CSSp1		1.90	0.19	1	1	1								2.09	
4	2T<	<	1.04	-0.21	-2	-2	-2								0.83	
5	StSqB		1.50	0.00	0	0	0								1.50	
6	1A		1.10	0.00	0	0	0								1.10	
7	CCoSp2		2.50	0.25	1	1	1								2.75	
			11.34												11.20	
Program Components			Factor													
Composition			1.67	3.25	3.75	3.50										
Presentation			1.67	3.50	3.75	3.50										
Skating Skills			1.67	3.00	3.75	3.25										
Judges Total Program Component Score (factored)																17.39
Deductions:																0.00

Rank	Name	Nation	Starting Number	Total Segment Score	Total Element Score	Total Program Component Score (factored)	Total Deductions									
8	Taisiia OSTANINA	BUL	23	28.56	12.00	16.56	0.00									
#	Executed Elements	Info	Base Value	GOE	J1	J2	J3	J4	J5	J6	J7	J8	J9	Ref.	Scores of Panel	
1	2S+1A+SEQ		2.40	-0.17	-1	-2	-1								2.23	
2	2T+1Lo		1.80	0.00	0	0	0								1.80	
3	StSqB		1.50	0.05	1	0	0								1.55	
4	CCoSp1V		1.50	-0.10	-1	-1	0								1.40	
5	2Lo		1.70	-0.51	-3	-3	-3								1.19	
6	2T		1.30	0.00	0	0	0								1.30	
7	CSSp2		2.30	0.23	1	1	1								2.53	
			12.50												12.00	
Program Components			Factor													
Composition			1.67	3.50	3.25	3.25										
Presentation			1.67	3.75	3.25	3.25										
Skating Skills			1.67	3.50	3.00	3.00										
Judges Total Program Component Score (factored)																16.56
Deductions:																0.00

Rank	Name	Nation	Starting Number	Total Segment Score	Total Element Score	Total Program Component Score (factored)	Total Deductions									
9	Bojidara REBURKOVSKA	BUL	16	28.27	11.57	16.70	0.00									
#	Executed Elements	Info	Base Value	GOE	J1	J2	J3	J4	J5	J6	J7	J8	J9	Ref.	Scores of Panel	
1	1A+2T<	<	2.14	-0.22	-2	-2	-2								1.92	
2	2F1<<	<<	0.50	-0.20	-4	-4	-4								0.30	
3	CCoSp2		2.50	0.17	1	1	0								2.67	
4	2Loq+1A+SEQ	q	2.80	-0.34	-2	-2	-2								2.46	
5	2Lo<	<	1.36	-0.50	-4	-3	-4								0.86	
6	SSp2		1.60	0.21	1	2	1								1.81	
7	StSqB		1.50	0.05	1	0	0								1.55	
			12.40												11.57	
Program Components			Factor													
Composition			1.67	3.25	3.50	3.50										
Presentation			1.67	3.00	3.75	3.25										
Skating Skills			1.67	3.25	3.50	3.00										
Judges Total Program Component Score (factored)																16.70
Deductions:																0.00



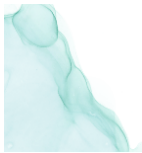
JUDGES DETAILS PER SKATER

CUBS GIRLS I (1.7.2013 - 30.6.2014) FREE SKATING

Rank	Name	Nation	Starting Number	Total Segment Score	Total Element Score	Total Program Component Score (factored)	Total Deductions										
10	Chantal BRATSLAVER	ISR	3	28.01	11.18	17.83	-1.00										
#	Executed Elements	Info	Base Value	GOE	J1	J2	J3	J4	J5	J6	J7	J8	J9	Ref.	Scores of Panel		
1	2S+2T<<	F	1.70	-0.65	-5	-5	-5								1.05		
2	FCSSp1		1.90	0.00	0	0	0								1.90		
3	2Lo	F	1.70	-0.85	-5	-5	-5								0.85		
4	CCoSp2V		1.88	0.06	1	0	0								1.94		
5	StSq2		2.60	0.17	1	1	0								2.77		
6	1A		1.10	0.04	0	1	0								1.14		
7	2Lo		1.70	-0.17	-1	-1	-1								1.53		
			12.58												11.18		
Program Components				Factor													
Composition				1.67	3.50	3.75	3.75										
Presentation				1.67	3.25	3.75	3.50										
Skating Skills				1.67	3.50	3.50	3.50										
Judges Total Program Component Score (factored)															17.83		
Deductions:				Falls											-1.00 (2)		

Rank	Name	Nation	Starting Number	Total Segment Score	Total Element Score	Total Program Component Score (factored)	Total Deductions										
11	Kosara DINEVA	BUL	11	27.87	11.44	16.43	0.00										
#	Executed Elements	Info	Base Value	GOE	J1	J2	J3	J4	J5	J6	J7	J8	J9	Ref.	Scores of Panel		
1	1A		1.10	0.04	1	0	0								1.14		
2	2Lze<+2Lo<	<	2.62	-0.68	-5	-5	-5								1.94		
3	2F<+2T<<	<<	1.84	-0.72	-5	-5	-5								1.12		
4	2Lze	e	1.68	-0.39	-2	-3	-2								1.29		
5	CCoSp2		2.50	0.33	2	1	1								2.83		
6	StSqB		1.50	0.10	1	1	0								1.60		
7	CSSp1V		1.43	0.09	0	1	1								1.52		
			12.67												11.44		
Program Components				Factor													
Composition				1.67	3.00	3.50	3.00										
Presentation				1.67	3.50	3.50	3.25										
Skating Skills				1.67	3.25	3.25	3.25										
Judges Total Program Component Score (factored)															16.43		
Deductions:															0.00		

Rank	Name	Nation	Starting Number	Total Segment Score	Total Element Score	Total Program Component Score (factored)	Total Deductions										
12	Sofia NESHEVA	BUL	13	26.62	10.99	16.13	-0.50										
#	Executed Elements	Info	Base Value	GOE	J1	J2	J3	J4	J5	J6	J7	J8	J9	Ref.	Scores of Panel		
1	2F<+2Lo<<	F	1.94	-0.72	-5	-5	-5								1.22		
2	1A		1.10	0.04	0	1	0								1.14		
3	2S<+1A+SEQ	<	2.14	-0.29	-3	-3	-2								1.85		
4	2F<<	<<	0.50	-0.17	-3	-4	-3								0.33		
5	CCoSp2		2.50	0.25	1	1	1								2.75		
6	StSq1		1.80	0.06	0	1	0								1.86		
7	CSSp2V		1.73	0.11	1	0	1								1.84		
			11.71												10.99		
Program Components				Factor													
Composition				1.67	3.25	3.25	3.50										
Presentation				1.67	3.00	3.00	3.25										
Skating Skills				1.67	3.25	3.00	3.50										
Judges Total Program Component Score (factored)															16.13		
Deductions:				Falls											-0.50 (1)		



JUDGES DETAILS PER SKATER

CUBS GIRLS I (1.7.2013 - 30.6.2014) FREE SKATING

Rank	Name	Nation	Starting Number	Total Segment Score	Total Element Score	Total Program Component Score (factored)	Total Deductions								
13	Teodora YOTZOVA	BUL	9	26.27	10.27	16.00	0.00								
#	Executed Elements	Info	Base Value	GOE	J1	J2	J3	J4	J5	J6	J7	J8	J9	Ref.	Scores of Panel
1	2Lo+1T<<	<<	1.70	-0.51	-3	-3	-3								1.19
2	2F<	<	1.44	-0.38	-2	-3	-3								1.06
3	2Loq+1A+SEQ	q	2.80	-0.40	-2	-3	-2								2.40
4	CCoSpBV		1.28	0.04	0	1	0								1.32
5	StSqB		1.50	0.05	0	1	0								1.55
6	1A		1.10	0.00	0	0	0								1.10
7	SSp2		1.60	0.05	0	0	1								1.65
			11.42												10.27
Program Components			Factor												
Composition			1.67	3.00	3.50	3.25						3.25			
Presentation			1.67	3.25	3.50	3.25						3.33			
Skating Skills			1.67	2.75	3.25	3.00						3.00			
Judges Total Program Component Score (factored)												16.00			
Deductions:												0.00			

Rank	Name	Nation	Starting Number	Total Segment Score	Total Element Score	Total Program Component Score (factored)	Total Deductions									
14	Maria CHIFRIN	ISR	25	25.60	11.10	16.00	-1.50									
#	Executed Elements	Info	Base Value	GOE	J1	J2	J3	J4	J5	J6	J7	J8	J9	Ref.	Scores of Panel	
1	2A<<	F	1.10	-0.55	-5	-5	-5								0.55	
2	2Lze<+2Lo<	F	2.62	-0.68	-5	-5	-5								1.94	
3	CSSp2		2.30	0.00	0	0	0								2.30	
4	StSqB		1.50	-0.10	-1	0	-1								1.40	
5	2F<+1A+SEQ	<	2.54	-0.39	-2	-4	-2								2.15	
6	2Loq	q	1.70	-0.34	-2	-2	-2								1.36	
7	CCoSp1V		1.50	-0.10	-1	0	-1								1.40	
			13.26												11.10	
Program Components			Factor													
Composition			1.67	3.00	3.25	3.50						3.25				
Presentation			1.67	3.00	3.25	3.00						3.08				
Skating Skills			1.67	3.25	3.25	3.25						3.25				
Judges Total Program Component Score (factored)												16.00				
Deductions:							Time violation	-0.50	Falls	-1.00 (2)						-1.50

Rank	Name	Nation	Starting Number	Total Segment Score	Total Element Score	Total Program Component Score (factored)	Total Deductions								
15	Vasiliki MARKIDI	GRE	19	23.99	9.33	15.16	-0.50								
#	Executed Elements	Info	Base Value	GOE	J1	J2	J3	J4	J5	J6	J7	J8	J9	Ref.	Scores of Panel
1	2S+2Lo<	<	2.66	-0.32	-2	-2	-3								2.34
2	2T<<	<<	0.40	-0.19	-5	-4	-5								0.21
3	2Lz<<	<<	0.60	-0.24	-4	-3	-5								0.36
4	CCoSp2		2.50	0.33	1	2	1								2.83
5	StSq1		1.80	0.00	0	0	0								1.80
6	2Lo<*	*	0.00	0.00	-	-	-								0.00
7	CSSp2V		1.73	0.06	0	1	0								1.79
			9.69												9.33
Program Components			Factor												
Composition			1.67	3.25	3.25	2.50						3.00			
Presentation			1.67	3.50	3.50	2.25						3.08			
Skating Skills			1.67	3.25	3.25	2.50						3.00			
Judges Total Program Component Score (factored)												15.16			
Deductions:							Time violation	-0.50						-0.50	

<p>OFFICIAL SPONSOR</p> <p>FUNDAȚIA TIRIAC</p>		<p>PARTNERS</p> <p>Original Gerovital by Prof. Dr. A. Colan</p> <p>Aproape de tine!</p> <p>ALBATROS De Sufletul Tău!</p>	
---	--	---	--



JUDGES DETAILS PER SKATER

CUBS GIRLS I (1.7.2013 - 30.6.2014) FREE SKATING

Rank	Name	Nation	Starting Number	Total Segment Score	Total Element Score	Total Program Component Score (factored)	Total Deductions
16	Yasmin CIOBANU-FORRO	ROU	8	22.36	8.16	14.20	0.00

#	Executed Elements	Info	Base Value	GOE	J1	J2	J3	J4	J5	J6	J7	J8	J9	Ref.	Scores of Panel	
1	2S<	<	1.04	-0.42	-4	-4	-4								0.62	
2	1Lz+1A+SEQ		1.70	-0.04	0	0	-1								1.66	
3	2S		1.30	-0.09	-1	0	-1								1.21	
4	CCoSp		0.00	0.00	-	-	-								0.00	
5	StSqB		1.50	-0.15	0	-1	-2								1.35	
6	1A+1Lo		1.60	-0.04	0	0	-1								1.56	
7	SSp2		1.60	0.16	1	1	1								1.76	
			8.74												8.16	
Program Components			Factor													
Composition			1.67			2.75	3.00	2.50								2.75
Presentation			1.67			2.75	3.25	2.50								2.83
Skating Skills			1.67			3.00	3.00	2.75								2.92
Judges Total Program Component Score (factored)															14.20	

Deductions:															0.00
--------------------	--	--	--	--	--	--	--	--	--	--	--	--	--	--	-------------

Rank	Name	Nation	Starting Number	Total Segment Score	Total Element Score	Total Program Component Score (factored)	Total Deductions
17	Nicole KADAR NEMETHI	ROU	15	18.89	7.48	11.41	0.00

#	Executed Elements	Info	Base Value	GOE	J1	J2	J3	J4	J5	J6	J7	J8	J9	Ref.	Scores of Panel	
1	2S<<	<<	0.40	-0.15	-4	-4	-3								0.25	
2	1A+1Lo		1.60	0.00	0	0	0								1.60	
3	CCoSpB		1.70	-0.23	-1	-2	-1								1.47	
4	1Lz+1A+SEQ		1.70	-0.07	-1	-1	0								1.63	
5	2S<<	<<	0.40	-0.16	-4	-5	-3								0.24	
6	CSSpBV		1.20	-0.16	-1	-2	-1								1.04	
7	StSqB		1.50	-0.25	-2	-2	-1								1.25	
			8.50												7.48	
Program Components			Factor													
Composition			1.67			2.25	2.00	2.50								2.25
Presentation			1.67			2.25	2.25	2.25								2.25
Skating Skills			1.67			2.50	2.25	2.25								2.33
Judges Total Program Component Score (factored)															11.41	

Deductions:															0.00
--------------------	--	--	--	--	--	--	--	--	--	--	--	--	--	--	-------------

Rank	Name	Nation	Starting Number	Total Segment Score	Total Element Score	Total Program Component Score (factored)	Total Deductions
18	Ariana Ioana GIOSAN	ROU	4	18.15	6.27	12.38	-0.50

#	Executed Elements	Info	Base Value	GOE	J1	J2	J3	J4	J5	J6	J7	J8	J9	Ref.	Scores of Panel	
1	2S	F	1.30	-0.65	-5	-5	-5								0.65	
2	1A		1.10	0.00	0	0	0								1.10	
3	1F+1Lo		1.00	0.00	0	0	0								1.00	
4	1Lz+1Lo		1.10	0.00	0	0	0								1.10	
5	CoSp		0.00	0.00	-	-	-								0.00	
6	StSqB		1.50	-0.25	-2	-2	-1								1.25	
7	SSp1		1.30	-0.13	0	-2	-1								1.17	
			7.30												6.27	
Program Components			Factor													
Composition			1.67			2.25	2.50	2.75								2.50
Presentation			1.67			2.00	2.50	2.50								2.33
Skating Skills			1.67			2.50	2.50	2.75								2.58
Judges Total Program Component Score (factored)															12.38	

Deductions:	Falls															-0.50 (1)
--------------------	-------	--	--	--	--	--	--	--	--	--	--	--	--	--	--	------------------





JUDGES DETAILS PER SKATER

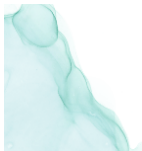
CUBS GIRLS I (1.7.2013 - 30.6.2014) FREE SKATING

Rank	Name	Nation	Starting Number	Total Segment Score	Total Element Score	Total Program Component Score (factored)	Total Deductions									
19	Elitsa BOYADJIEVA	BUL	18	17.22	6.39	10.83	0.00									
#	Executed Elements	Info	Base Value	GOE	J1	J2	J3	J4	J5	J6	J7	J8	J9	Ref.	Scores of Panel	
1	2S<<	<<	0.40	-0.20	-5	-5	-5								0.20	
2	1Lo+1A<<<+SEQ	<<	0.50	-0.25	-5	-5	-5								0.25	
3	CCoSp1		2.00	-0.27	-1	-2	-1								1.73	
4	StSqB		1.50	-0.10	0	-2	0								1.40	
5	2S<<	<<	0.40	-0.15	-4	-4	-3								0.25	
6	1F+1Lo		1.00	0.00	0	0	0								1.00	
7	CSSp2V		1.73	-0.17	-1	-1	-1								1.56	
			7.53												6.39	
Program Components			Factor													
Composition			1.67	2.25	1.75	2.25										
Presentation			1.67	2.50	2.25	2.25										
Skating Skills			1.67	2.00	2.00	2.25										
Judges Total Program Component Score (factored)																10.83
Deductions:																0.00

Rank	Name	Nation	Starting Number	Total Segment Score	Total Element Score	Total Program Component Score (factored)	Total Deductions									
20	Sarah HASANIN	ROU	14	16.59	5.68	11.41	-0.50									
#	Executed Elements	Info	Base Value	GOE	J1	J2	J3	J4	J5	J6	J7	J8	J9	Ref.	Scores of Panel	
1	1F		0.50	0.00	0	0	0								0.50	
2	CoSpBV		1.13	0.00	0	0	0								1.13	
3	1Lo+1Lo	F	1.00	-0.25	-5	-5	-5								0.75	
4	1Lz!	!	0.60	-0.06	-1	-1	-1								0.54	
5	StSqB		1.50	-0.15	-1	-1	-1								1.35	
6	1S+1T<<*	*	0.40	-0.12	-3	-3	-3								0.28	
7	SSp1		1.30	-0.17	-1	-2	-1								1.13	
			6.43												5.68	
Program Components			Factor													
Composition			1.67	2.25	2.25	2.25										
Presentation			1.67	2.50	2.50	2.00										
Skating Skills			1.67	2.25	2.25	2.25										
Judges Total Program Component Score (factored)																11.41
Deductions:							Falls	-0.50 (1)								-0.50

Rank	Name	Nation	Starting Number	Total Segment Score	Total Element Score	Total Program Component Score (factored)	Total Deductions									
21	Maya DEMETER JUGA	ROU	22	15.30	5.78	10.02	-0.50									
#	Executed Elements	Info	Base Value	GOE	J1	J2	J3	J4	J5	J6	J7	J8	J9	Ref.	Scores of Panel	
1	1F+1A<<+SEQ	F	1.38	-0.44	-5	-5	-5								0.94	
2	StSqB		1.50	-0.40	-2	-4	-2								1.10	
3	1Lz		0.60	-0.08	0	-4	0								0.52	
4	CoSpB		1.50	-0.10	-1	-1	0								1.40	
5	1Lze+1Lo	e	0.98	-0.15	-3	-4	-2								0.83	
6	1F*	*	0.00	0.00	-	-	-								0.00	
7	SSpB		1.10	-0.11	-1	-1	-1								0.99	
			7.06												5.78	
Program Components			Factor													
Composition			1.67	2.25	1.75	2.25										
Presentation			1.67	1.75	2.00	2.00										
Skating Skills			1.67	2.00	1.75	2.25										
Judges Total Program Component Score (factored)																10.02
Deductions:							Falls	-0.50 (1)								-0.50

<p>OFFICIAL SPONSOR</p> <p>FUNDAȚIA TIRIAC</p>		<p>PARTNERS</p> <p>Original Gerovital by Prof. Dr. A. Colan</p>		<p>SAMUS[®] Aproape de tine!</p>		<p>REDIS NUTRIȚIE</p>		<p>ALBATROS[®] De Sufletul Tău!</p>	
--	--	---	--	---	--	---------------------------	--	--	--



JUDGES DETAILS PER SKATER

CUBS GIRLS I (1.7.2013 - 30.6.2014) FREE SKATING

Rank	Name	Nation	Starting Number	Total Segment Score	Total Element Score	Total Program Component Score (factored)	Total Deductions
22	Teodora MORAR ENESCU	ROU	10	14.88	4.02	10.86	0.00

#	Executed Elements	Info	Base Value	GOE	J1	J2	J3	J4	J5	J6	J7	J8	J9	Ref.	Scores of Panel
1	1F+1A<<+SEQ	<<	0.50	-0.22	-4	-5	-4								0.28
2	1F		0.50	0.00	0	0	0								0.50
3	1Lz+1Lo		1.10	-0.02	0	0	-1								1.08
4	SSp1		1.30	-0.39	-3	-4	-2								0.91
5	1Lz<<*	*	0.00	0.00	-	-	-								0.00
6	CCoSp		0.00	0.00	-	-	-								0.00
7	StSqB		1.50	-0.25	-2	-2	-1								1.25
			4.90												4.02
Program Components			Factor												
Composition			1.67			2.00	2.25	2.25							2.17
Presentation			1.67			1.75	2.50	2.25							2.17
Skating Skills			1.67			2.25	2.00	2.25							2.17
Judges Total Program Component Score (factored)															10.86

Deductions:															0.00
--------------------	--	--	--	--	--	--	--	--	--	--	--	--	--	--	-------------

Rank	Name	Nation	Starting Number	Total Segment Score	Total Element Score	Total Program Component Score (factored)	Total Deductions
23	Eva VASILESCU	ROU	7	14.26	3.55	10.71	0.00

#	Executed Elements	Info	Base Value	GOE	J1	J2	J3	J4	J5	J6	J7	J8	J9	Ref.	Scores of Panel
1	1Lo+1T		0.90	0.00	0	0	0								0.90
2	CoSp		0.00	0.00	-	-	-								0.00
3	1Lo		0.50	0.00	0	0	0								0.50
4	1F+1A<<+SEQ	<<	0.50	-0.23	-4	-5	-5								0.27
5	1Lz!	!	0.60	-0.02	0	0	-1								0.58
6	SSp		0.00	0.00	-	-	-								0.00
7	StSqB		1.50	-0.20	-2	-1	-1								1.30
			4.00												3.55
Program Components			Factor												
Composition			1.67			2.00	2.25	2.25							2.17
Presentation			1.67			1.75	2.50	2.00							2.08
Skating Skills			1.67			2.25	2.25	2.00							2.17
Judges Total Program Component Score (factored)															10.71

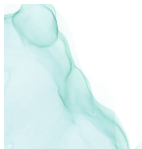
Deductions:															0.00
--------------------	--	--	--	--	--	--	--	--	--	--	--	--	--	--	-------------

Rank	Name	Nation	Starting Number	Total Segment Score	Total Element Score	Total Program Component Score (factored)	Total Deductions
24	Bozhidara MINKOVA	BUL	26	14.17	5.11	10.56	-1.50

#	Executed Elements	Info	Base Value	GOE	J1	J2	J3	J4	J5	J6	J7	J8	J9	Ref.	Scores of Panel
1	1F+1Lo		1.00	0.00	0	0	0								1.00
2	StSqB		1.50	-0.15	-1	-1	-1								1.35
3	2S	F	1.30	-0.65	-5	-5	-5								0.65
4	USpB		1.00	-0.10	-1	-1	-1								0.90
5	1A+1T<<	<<	1.10	-0.44	-4	-4	-4								0.66
6	CoSp		0.00	0.00	-	-	-								0.00
7	1A	F	1.10	-0.55	-5	-5	-5								0.55
			7.00												5.11
Program Components			Factor												
Composition			1.67			2.00	2.25	2.25							2.17
Presentation			1.67			1.75	2.25	2.25							2.08
Skating Skills			1.67			2.00	2.00	2.25							2.08
Judges Total Program Component Score (factored)															10.56

Deductions:	Time violation	-0.50	Falls	-1.00 (2)											-1.50
--------------------	----------------	-------	-------	-----------	--	--	--	--	--	--	--	--	--	--	--------------






INTERNATIONAL | INTERCLUB | RECREATIONAL | ADULT
20-25 FEB. 2024, ROMANIA, ALLIANZ-TIRIAC ARENA



OFFICIAL SPONSOR



FUNDAȚIA TIRIAC



JUDGES DETAILS PER SKATER

CUBS GIRLS I (1.7.2013 - 30.6.2014) FREE SKATING

Legend:							
#	Sequence number	GOE	Grade of Execution	Jx	Judges (x=1-9)	Ref.	Referee
*	Invalid element	e	Wrong edge	<	Under-rotated jump	<<	Downgraded jump
!	Not clear edge	F	Fall	q	Jump landed on the quarter		

printed: 20.02.2024 18:12

Page 9 / 9

OFFICIAL SPONSOR



FUNDAȚIA TIRIAC

PARTNERS



*Original Gerovital
by Prof. Dr. A. Colan*



Aproape de tine!




De Sufletul Tău!