



JUDGES DETAILS PER SKATER

BASIC NOVICE GIRLS III (1.7.2012 AND YOUNGER) FREE SKATING

| Rank | Name | Nation | Starting Number | Total Segment Score | Total Element Score | Total Program Component Score (factored) | Total Deductions | | | | | | | | |
|--|-------------------|--------|-----------------|---------------------|---------------------|--|------------------|----|----|----|----|----|----|------|-----------------|
| 1 | Klara JEVNIK | SLO | 28 | 46.27 | 23.72 | 22.55 | 0.00 | | | | | | | | |
| # | Executed Elements | Info | Base Value | GOE | J1 | J2 | J3 | J4 | J5 | J6 | J7 | J8 | J9 | Ref. | Scores of Panel |
| 1 | 2A | | 3.30 | 0.33 | 1 | 1 | 1 | | | | | | | | 3.63 |
| 2 | 2A+2T | | 4.60 | 0.11 | 0 | 1 | 0 | | | | | | | | 4.71 |
| 3 | 2S | | 1.30 | 0.09 | 1 | 0 | 1 | | | | | | | | 1.39 |
| 4 | CCoSp2 | | 2.50 | 0.42 | 2 | 1 | 2 | | | | | | | | 2.92 |
| 5 | 2Lz+2Lo | | 3.80 | -0.21 | -1 | -1 | -1 | | | | | | | | 3.59 |
| 6 | StSq2 | | 2.60 | 0.26 | 1 | 1 | 1 | | | | | | | | 2.86 |
| 7 | 2F | | 1.80 | 0.06 | 0 | 0 | 1 | | | | | | | | 1.86 |
| 8 | CSSp2 | | 2.30 | 0.46 | 2 | 2 | 2 | | | | | | | | 2.76 |
| | | | 22.20 | | | | | | | | | | | | 23.72 |
| Program Components | | | Factor | | | | | | | | | | | | |
| Composition | | | 1.67 | 4.25 | 4.50 | 4.50 | | | | | | | | | 4.42 |
| Presentation | | | 1.67 | 4.50 | 4.50 | 4.50 | | | | | | | | | 4.50 |
| Skating Skills | | | 1.67 | 4.50 | 4.50 | 4.75 | | | | | | | | | 4.58 |
| Judges Total Program Component Score (factored) | | | | | | | | | | | | | | | 22.55 |
| Deductions: | | | | | | | | | | | | | | | 0.00 |

| Rank | Name | Nation | Starting Number | Total Segment Score | Total Element Score | Total Program Component Score (factored) | Total Deductions | | | | | | | | |
|--|-------------------|--------|-----------------|---------------------|---------------------|--|------------------|----|----|----|----|----|----|------|-----------------|
| 2 | Martina PESENTI | ITA | 17 | 40.77 | 19.05 | 21.72 | 0.00 | | | | | | | | |
| # | Executed Elements | Info | Base Value | GOE | J1 | J2 | J3 | J4 | J5 | J6 | J7 | J8 | J9 | Ref. | Scores of Panel |
| 1 | 2Lz+2Lo | | 3.80 | 0.00 | 0 | 0 | 0 | | | | | | | | 3.80 |
| 2 | 2Lz+1A+SEQ | | 3.20 | -0.07 | -1 | 0 | 0 | | | | | | | | 3.13 |
| 3 | 2F! | ! | 1.80 | -0.18 | -1 | -1 | -1 | | | | | | | | 1.62 |
| 4 | 2S | | 1.30 | 0.00 | 0 | 0 | 0 | | | | | | | | 1.30 |
| 5 | CSSp2 | | 2.30 | 0.15 | 1 | 0 | 1 | | | | | | | | 2.45 |
| 6 | StSq2 | | 2.60 | 0.26 | 1 | 1 | 1 | | | | | | | | 2.86 |
| 7 | 1A | | 1.10 | 0.04 | 0 | 0 | 1 | | | | | | | | 1.14 |
| 8 | CCoSp2 | | 2.50 | 0.25 | 1 | 1 | 1 | | | | | | | | 2.75 |
| | | | 18.60 | | | | | | | | | | | | 19.05 |
| Program Components | | | Factor | | | | | | | | | | | | |
| Composition | | | 1.67 | 4.25 | 4.25 | 4.25 | | | | | | | | | 4.25 |
| Presentation | | | 1.67 | 4.50 | 4.50 | 4.50 | | | | | | | | | 4.50 |
| Skating Skills | | | 1.67 | 4.00 | 4.25 | 4.50 | | | | | | | | | 4.25 |
| Judges Total Program Component Score (factored) | | | | | | | | | | | | | | | 21.72 |
| Deductions: | | | | | | | | | | | | | | | 0.00 |

| Rank | Name | Nation | Starting Number | Total Segment Score | Total Element Score | Total Program Component Score (factored) | Total Deductions | | | | | | | | |
|--|-------------------|--------|-----------------|---------------------|---------------------|--|------------------|----|----|----|----|----|----|------|-----------------|
| 3 | Olga NOVESKI | SRB | 3 | 40.73 | 21.11 | 19.62 | 0.00 | | | | | | | | |
| # | Executed Elements | Info | Base Value | GOE | J1 | J2 | J3 | J4 | J5 | J6 | J7 | J8 | J9 | Ref. | Scores of Panel |
| 1 | 2A | | 3.30 | 0.00 | 0 | 0 | 0 | | | | | | | | 3.30 |
| 2 | 2Lz | | 2.10 | 0.00 | 0 | 0 | 0 | | | | | | | | 2.10 |
| 3 | CCoSp2 | | 2.50 | 0.00 | 0 | 0 | 0 | | | | | | | | 2.50 |
| 4 | StSq2 | | 2.60 | 0.09 | 1 | 0 | 0 | | | | | | | | 2.69 |
| 5 | 2F+2T | | 3.10 | 0.00 | 0 | 0 | 0 | | | | | | | | 3.10 |
| 6 | 2Lz+1A+SEQ | | 3.20 | 0.14 | 1 | 0 | 1 | | | | | | | | 3.34 |
| 7 | 2Lo | | 1.70 | 0.00 | 0 | 0 | 0 | | | | | | | | 1.70 |
| 8 | CSSp2 | | 2.30 | 0.08 | 1 | 0 | 0 | | | | | | | | 2.38 |
| | | | 20.80 | | | | | | | | | | | | 21.11 |
| Program Components | | | Factor | | | | | | | | | | | | |
| Composition | | | 1.67 | 4.00 | 3.50 | 3.75 | | | | | | | | | 3.75 |
| Presentation | | | 1.67 | 4.25 | 4.25 | 3.75 | | | | | | | | | 4.08 |
| Skating Skills | | | 1.67 | 4.00 | 4.00 | 3.75 | | | | | | | | | 3.92 |
| Judges Total Program Component Score (factored) | | | | | | | | | | | | | | | 19.62 |
| Deductions: | | | | | | | | | | | | | | | 0.00 |



JUDGES DETAILS PER SKATER

BASIC NOVICE GIRLS III (1.7.2012 AND YOUNGER) FREE SKATING

| Rank | Name | Nation | Starting Number | Total Segment Score | Total Element Score | Total Program Component Score (factored) | Total Deductions | | | | | | | | |
|--|-------------------|--------|-----------------|---------------------|---------------------|--|------------------|----|----|----|----|--------------|----|------|-----------------|
| 4 | Ivaila PANOVA | BUL | 22 | 40.10 | 18.26 | 21.84 | 0.00 | | | | | | | | |
| # | Executed Elements | Info | Base Value | GOE | J1 | J2 | J3 | J4 | J5 | J6 | J7 | J8 | J9 | Ref. | Scores of Panel |
| 1 | 2F+2T | | 3.10 | 0.00 | 0 | 0 | 0 | | | | | | | | 3.10 |
| 2 | 2Lz+1A+SEQ | | 3.20 | 0.14 | 1 | 0 | 1 | | | | | | | | 3.34 |
| 3 | 2A<< | << | 1.10 | -0.33 | -3 | -3 | -3 | | | | | | | | 0.77 |
| 4 | CCoSp2 | | 2.50 | -0.42 | -2 | -2 | -1 | | | | | | | | 2.08 |
| 5 | StSq2 | | 2.60 | 0.35 | 1 | 1 | 2 | | | | | | | | 2.95 |
| 6 | 2Lo | | 1.70 | 0.00 | 0 | 0 | 0 | | | | | | | | 1.70 |
| 7 | 2Lz | | 2.10 | 0.07 | 0 | 1 | 0 | | | | | | | | 2.17 |
| 8 | CSSp1 | | 1.90 | 0.25 | 1 | 1 | 2 | | | | | | | | 2.15 |
| | | | 18.20 | | | | | | | | | | | | 18.26 |
| Program Components | | | Factor | | | | | | | | | | | | |
| Composition | | | 1.67 | 4.25 | 4.25 | 4.50 | | | | | | 4.33 | | | |
| Presentation | | | 1.67 | 4.00 | 4.50 | 4.50 | | | | | | 4.33 | | | |
| Skating Skills | | | 1.67 | 4.25 | 4.50 | 4.50 | | | | | | 4.42 | | | |
| Judges Total Program Component Score (factored) | | | | | | | | | | | | 21.84 | | | |
| Deductions: | | | | | | | | | | | | 0.00 | | | |

| Rank | Name | Nation | Starting Number | Total Segment Score | Total Element Score | Total Program Component Score (factored) | Total Deductions | | | | | | | | |
|--|-------------------|--------|-----------------|---------------------|---------------------|--|------------------|----|----|----|----|--------------|----|------|-----------------|
| 5 | Sofiya TSANOVA | BUL | 15 | 39.88 | 19.29 | 20.59 | 0.00 | | | | | | | | |
| # | Executed Elements | Info | Base Value | GOE | J1 | J2 | J3 | J4 | J5 | J6 | J7 | J8 | J9 | Ref. | Scores of Panel |
| 1 | 2Lz+2T | | 3.40 | 0.00 | -1 | 1 | 0 | | | | | | | | 3.40 |
| 2 | 2F+2Lo | | 3.50 | 0.12 | 1 | 1 | 0 | | | | | | | | 3.62 |
| 3 | 1A | | 1.10 | 0.00 | 0 | 0 | 0 | | | | | | | | 1.10 |
| 4 | CCoSp2 | | 2.50 | 0.58 | 3 | 2 | 2 | | | | | | | | 3.08 |
| 5 | 2Lz | | 2.10 | 0.07 | 1 | 0 | 0 | | | | | | | | 2.17 |
| 6 | CSSp2 | | 2.30 | 0.46 | 2 | 2 | 2 | | | | | | | | 2.76 |
| 7 | StSq1 | | 1.80 | 0.06 | 1 | 0 | 0 | | | | | | | | 1.86 |
| 8 | 2S | | 1.30 | 0.00 | 0 | 0 | 0 | | | | | | | | 1.30 |
| | | | 18.00 | | | | | | | | | | | | 19.29 |
| Program Components | | | Factor | | | | | | | | | | | | |
| Composition | | | 1.67 | 4.00 | 4.00 | 4.00 | | | | | | 4.00 | | | |
| Presentation | | | 1.67 | 3.75 | 4.00 | 4.25 | | | | | | 4.00 | | | |
| Skating Skills | | | 1.67 | 4.25 | 4.25 | 4.50 | | | | | | 4.33 | | | |
| Judges Total Program Component Score (factored) | | | | | | | | | | | | 20.59 | | | |
| Deductions: | | | | | | | | | | | | 0.00 | | | |

| Rank | Name | Nation | Starting Number | Total Segment Score | Total Element Score | Total Program Component Score (factored) | Total Deductions | | | | | | | | |
|--|-------------------|--------|-----------------|---------------------|---------------------|--|------------------|----|----|----|----|--------------|----|------|-----------------|
| 6 | Beatrice BORISOVA | BUL | 14 | 39.61 | 18.31 | 21.30 | 0.00 | | | | | | | | |
| # | Executed Elements | Info | Base Value | GOE | J1 | J2 | J3 | J4 | J5 | J6 | J7 | J8 | J9 | Ref. | Scores of Panel |
| 1 | 2S | | 1.30 | 0.13 | 1 | 1 | 1 | | | | | | | | 1.43 |
| 2 | 2F+2Loq | q | 3.50 | -0.36 | -2 | -2 | -2 | | | | | | | | 3.14 |
| 3 | CCoSp2 | | 2.50 | 0.42 | 2 | 2 | 1 | | | | | | | | 2.92 |
| 4 | 2Lz! | ! | 2.10 | -0.14 | 0 | -1 | -1 | | | | | | | | 1.96 |
| 5 | 2F+2T | | 3.10 | 0.06 | 0 | 1 | 0 | | | | | | | | 3.16 |
| 6 | 1A | | 1.10 | 0.07 | 1 | 1 | 0 | | | | | | | | 1.17 |
| 7 | CSSp2 | | 2.30 | 0.31 | 1 | 1 | 2 | | | | | | | | 2.61 |
| 8 | StSq1 | | 1.80 | 0.12 | 1 | 1 | 0 | | | | | | | | 1.92 |
| | | | 17.70 | | | | | | | | | | | | 18.31 |
| Program Components | | | Factor | | | | | | | | | | | | |
| Composition | | | 1.67 | 4.25 | 4.25 | 4.25 | | | | | | 4.25 | | | |
| Presentation | | | 1.67 | 4.50 | 4.25 | 4.00 | | | | | | 4.25 | | | |
| Skating Skills | | | 1.67 | 4.25 | 4.25 | 4.25 | | | | | | 4.25 | | | |
| Judges Total Program Component Score (factored) | | | | | | | | | | | | 21.30 | | | |
| Deductions: | | | | | | | | | | | | 0.00 | | | |



JUDGES DETAILS PER SKATER

BASIC NOVICE GIRLS III (1.7.2012 AND YOUNGER) FREE SKATING

| Rank | Name | Nation | Starting Number | Total Segment Score | Total Element Score | Total Program Component Score (factored) | Total Deductions | | | | | | | | |
|--|-------------------|--------|-----------------|---------------------|---------------------|--|------------------|----|----|----|----|--------------|----|------|-----------------|
| 7 | Tea SAJKO | CRO | 25 | 38.99 | 18.69 | 20.30 | 0.00 | | | | | | | | |
| # | Executed Elements | Info | Base Value | GOE | J1 | J2 | J3 | J4 | J5 | J6 | J7 | J8 | J9 | Ref. | Scores of Panel |
| 1 | 2A<< | << | 1.10 | -0.37 | -4 | -3 | -3 | | | | | | | | 0.73 |
| 2 | 2Lz+2T | | 3.40 | 0.00 | 0 | 0 | 0 | | | | | | | | 3.40 |
| 3 | 2F!+2Lo | ! | 3.50 | -0.30 | -1 | -2 | -2 | | | | | | | | 3.20 |
| 4 | 2S | | 1.30 | 0.00 | 0 | 0 | 0 | | | | | | | | 1.30 |
| 5 | StSq2 | | 2.60 | 0.00 | 0 | 0 | 0 | | | | | | | | 2.60 |
| 6 | CCoSp2 | | 2.50 | 0.42 | 2 | 2 | 1 | | | | | | | | 2.92 |
| 7 | 2Lz | | 2.10 | 0.14 | 1 | 1 | 0 | | | | | | | | 2.24 |
| 8 | CSSp2 | | 2.30 | 0.00 | 0 | 0 | 0 | | | | | | | | 2.30 |
| | | | 18.80 | | | | | | | | | | | | 18.69 |
| Program Components | | | Factor | | | | | | | | | | | | |
| Composition | | | 1.67 | 4.25 | 4.00 | 3.75 | | | | | | 4.00 | | | |
| Presentation | | | 1.67 | 4.50 | 4.25 | 3.50 | | | | | | 4.08 | | | |
| Skating Skills | | | 1.67 | 4.25 | 4.25 | 3.75 | | | | | | 4.08 | | | |
| Judges Total Program Component Score (factored) | | | | | | | | | | | | 20.30 | | | |
| Deductions: | | | | | | | | | | | | 0.00 | | | |

| Rank | Name | Nation | Starting Number | Total Segment Score | Total Element Score | Total Program Component Score (factored) | Total Deductions | | | | | | | | |
|--|-------------------|--------|-----------------|---------------------|---------------------|--|------------------|----|----|----|----|--------------|----|------|-----------------|
| 8 | Kamilla ZIRCHUK | UKR | 23 | 38.01 | 17.56 | 20.45 | 0.00 | | | | | | | | |
| # | Executed Elements | Info | Base Value | GOE | J1 | J2 | J3 | J4 | J5 | J6 | J7 | J8 | J9 | Ref. | Scores of Panel |
| 1 | CCoSp2 | | 2.50 | 0.08 | 0 | 0 | 1 | | | | | | | | 2.58 |
| 2 | 2Lz | | 2.10 | -0.70 | -3 | -4 | -3 | | | | | | | | 1.40 |
| 3 | 2F+2T | | 3.10 | 0.00 | 0 | 0 | 0 | | | | | | | | 3.10 |
| 4 | CSSp2 | | 2.30 | 0.08 | 0 | 0 | 1 | | | | | | | | 2.38 |
| 5 | 2S+1A+SEQ | | 2.40 | 0.04 | 0 | 1 | 0 | | | | | | | | 2.44 |
| 6 | 2Lz | | 2.10 | 0.00 | 0 | 0 | 0 | | | | | | | | 2.10 |
| 7 | StSq1 | | 1.80 | 0.06 | 0 | 0 | 1 | | | | | | | | 1.86 |
| 8 | 2Lo | | 1.70 | 0.00 | 0 | 0 | 0 | | | | | | | | 1.70 |
| | | | 18.00 | | | | | | | | | | | | 17.56 |
| Program Components | | | Factor | | | | | | | | | | | | |
| Composition | | | 1.67 | 4.25 | 4.00 | 4.00 | | | | | | 4.08 | | | |
| Presentation | | | 1.67 | 4.00 | 4.25 | 4.25 | | | | | | 4.17 | | | |
| Skating Skills | | | 1.67 | 4.00 | 4.00 | 4.00 | | | | | | 4.00 | | | |
| Judges Total Program Component Score (factored) | | | | | | | | | | | | 20.45 | | | |
| Deductions: | | | | | | | | | | | | 0.00 | | | |

| Rank | Name | Nation | Starting Number | Total Segment Score | Total Element Score | Total Program Component Score (factored) | Total Deductions | | | | | | | | |
|--|----------------------|--------|-----------------|---------------------|---------------------|--|------------------|----|----|----|----|--------------|----|------|-----------------|
| 9 | Ana Teodora ZAROJANU | TUR | 26 | 37.58 | 16.73 | 20.85 | 0.00 | | | | | | | | |
| # | Executed Elements | Info | Base Value | GOE | J1 | J2 | J3 | J4 | J5 | J6 | J7 | J8 | J9 | Ref. | Scores of Panel |
| 1 | 2S | | 1.30 | 0.13 | 1 | 1 | 1 | | | | | | | | 1.43 |
| 2 | 2A<< | << | 1.10 | -0.37 | -4 | -3 | -3 | | | | | | | | 0.73 |
| 3 | 2A<< | << | 1.10 | -0.40 | -5 | -3 | -3 | | | | | | | | 0.70 |
| 4 | StSq2 | | 2.60 | 0.00 | 0 | 0 | 0 | | | | | | | | 2.60 |
| 5 | 2Fe+2T | e | 2.74 | -0.34 | -2 | -3 | -2 | | | | | | | | 2.40 |
| 6 | 2Lz+2Lo | | 3.80 | 0.21 | 1 | 1 | 1 | | | | | | | | 4.01 |
| 7 | CCSp2 | | 2.30 | 0.31 | 1 | 1 | 2 | | | | | | | | 2.61 |
| 8 | CCoSp2 | | 2.50 | -0.25 | -1 | -1 | -1 | | | | | | | | 2.25 |
| | | | 17.44 | | | | | | | | | | | | 16.73 |
| Program Components | | | Factor | | | | | | | | | | | | |
| Composition | | | 1.67 | 4.25 | 4.00 | 4.00 | | | | | | 4.08 | | | |
| Presentation | | | 1.67 | 4.00 | 4.25 | 4.00 | | | | | | 4.08 | | | |
| Skating Skills | | | 1.67 | 4.25 | 4.25 | 4.50 | | | | | | 4.33 | | | |
| Judges Total Program Component Score (factored) | | | | | | | | | | | | 20.85 | | | |
| Deductions: | | | | | | | | | | | | 0.00 | | | |



JUDGES DETAILS PER SKATER

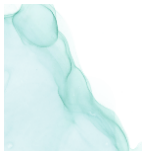
BASIC NOVICE GIRLS III (1.7.2012 AND YOUNGER) FREE SKATING

| Rank | Name | Nation | Starting Number | Total Segment Score | Total Element Score | Total Program Component Score (factored) | Total Deductions | | | | | | | | |
|--|-----------------------------|--------|-----------------|---------------------|---------------------|--|------------------|----|----|----|----|--------------|----|------|-----------------|
| 10 | Alexandra Catalina STANESCU | ROU | 21 | 36.58 | 16.27 | 20.31 | 0.00 | | | | | | | | |
| # | Executed Elements | Info | Base Value | GOE | J1 | J2 | J3 | J4 | J5 | J6 | J7 | J8 | J9 | Ref. | Scores of Panel |
| 1 | 2A<< | << | 1.10 | -0.55 | -5 | -5 | -5 | | | | | | | | 0.55 |
| 2 | CCSp2 | | 2.30 | 0.31 | 1 | 2 | 1 | | | | | | | | 2.61 |
| 3 | 2Lo | | 1.70 | 0.00 | 0 | 0 | 0 | | | | | | | | 1.70 |
| 4 | CCoSp2 | | 2.50 | 0.42 | 1 | 2 | 2 | | | | | | | | 2.92 |
| 5 | 2Lz+1A+SEQ | | 3.20 | -0.77 | -4 | -3 | -4 | | | | | | | | 2.43 |
| 6 | 2F< | < | 1.44 | -0.34 | -3 | -2 | -2 | | | | | | | | 1.10 |
| 7 | StSq2 | | 2.60 | 0.26 | 1 | 1 | 1 | | | | | | | | 2.86 |
| 8 | 2Lz | | 2.10 | 0.00 | 0 | 0 | 0 | | | | | | | | 2.10 |
| | | | 16.94 | | | | | | | | | | | | 16.27 |
| Program Components | | | Factor | | | | | | | | | | | | |
| Composition | | | 1.67 | 4.00 | 4.25 | 4.00 | | | | | | 4.08 | | | |
| Presentation | | | 1.67 | 3.75 | 4.00 | 3.75 | | | | | | 3.83 | | | |
| Skating Skills | | | 1.67 | 4.25 | 4.25 | 4.25 | | | | | | 4.25 | | | |
| Judges Total Program Component Score (factored) | | | | | | | | | | | | 20.31 | | | |
| Deductions: | | | | | | | | | | | | 0.00 | | | |

| Rank | Name | Nation | Starting Number | Total Segment Score | Total Element Score | Total Program Component Score (factored) | Total Deductions | | | | | | | | |
|--|----------------------|--------|-----------------|---------------------|---------------------|--|------------------|----|----|----|----|--------------|----|------|-----------------|
| 11 | Antonia Nicole RICIU | ROU | 2 | 34.10 | 16.43 | 17.67 | 0.00 | | | | | | | | |
| # | Executed Elements | Info | Base Value | GOE | J1 | J2 | J3 | J4 | J5 | J6 | J7 | J8 | J9 | Ref. | Scores of Panel |
| 1 | 2Lz+2T | | 3.40 | 0.14 | 1 | 1 | 0 | | | | | | | | 3.54 |
| 2 | 1A+2Lo | | 2.80 | -0.06 | 0 | 0 | -1 | | | | | | | | 2.74 |
| 3 | CCoSp1V | | 1.50 | -0.15 | -1 | -1 | -1 | | | | | | | | 1.35 |
| 4 | 2Lz | | 2.10 | -0.21 | -1 | -1 | -1 | | | | | | | | 1.89 |
| 5 | CSSp2 | | 2.30 | 0.15 | 1 | 1 | 0 | | | | | | | | 2.45 |
| 6 | 2F | | 1.80 | -0.54 | -3 | -3 | -3 | | | | | | | | 1.26 |
| 7 | 2S | | 1.30 | 0.04 | 0 | 1 | 0 | | | | | | | | 1.34 |
| 8 | StSq1 | | 1.80 | 0.06 | 1 | 0 | 0 | | | | | | | | 1.86 |
| | | | 17.00 | | | | | | | | | | | | 16.43 |
| Program Components | | | Factor | | | | | | | | | | | | |
| Composition | | | 1.67 | 3.75 | 3.50 | 3.50 | | | | | | 3.58 | | | |
| Presentation | | | 1.67 | 3.50 | 3.75 | 3.00 | | | | | | 3.42 | | | |
| Skating Skills | | | 1.67 | 3.75 | 3.75 | 3.25 | | | | | | 3.58 | | | |
| Judges Total Program Component Score (factored) | | | | | | | | | | | | 17.67 | | | |
| Deductions: | | | | | | | | | | | | 0.00 | | | |

| Rank | Name | Nation | Starting Number | Total Segment Score | Total Element Score | Total Program Component Score (factored) | Total Deductions | | | | | | | | |
|--|--------------------|--------|-----------------|---------------------|---------------------|--|------------------|----|----|----|----|--------------|----|------|-----------------|
| 12 | Lelle Agota MOLNAR | ROU | 9 | 33.51 | 14.57 | 18.94 | 0.00 | | | | | | | | |
| # | Executed Elements | Info | Base Value | GOE | J1 | J2 | J3 | J4 | J5 | J6 | J7 | J8 | J9 | Ref. | Scores of Panel |
| 1 | 2Lz+2Lo<< | << | 2.60 | -0.63 | -3 | -3 | -3 | | | | | | | | 1.97 |
| 2 | 2F+1A+SEQ | | 2.90 | 0.12 | 0 | 1 | 1 | | | | | | | | 3.02 |
| 3 | 2A<< | << | 1.10 | -0.37 | -4 | -3 | -3 | | | | | | | | 0.73 |
| 4 | CCoSp2 | | 2.50 | -0.33 | -2 | -1 | -1 | | | | | | | | 2.17 |
| 5 | 2T< | < | 1.04 | -0.21 | -2 | -2 | -2 | | | | | | | | 0.83 |
| 6 | 2Lz | | 2.10 | 0.00 | 0 | 0 | 0 | | | | | | | | 2.10 |
| 7 | FCCSp2 | | 2.30 | -0.15 | 1 | -2 | -1 | | | | | | | | 2.15 |
| 8 | StSqB | | 1.50 | 0.10 | 1 | 0 | 1 | | | | | | | | 1.60 |
| | | | 16.04 | | | | | | | | | | | | 14.57 |
| Program Components | | | Factor | | | | | | | | | | | | |
| Composition | | | 1.67 | 3.50 | 3.75 | 3.75 | | | | | | 3.67 | | | |
| Presentation | | | 1.67 | 3.50 | 4.00 | 3.75 | | | | | | 3.75 | | | |
| Skating Skills | | | 1.67 | 3.75 | 4.00 | 4.00 | | | | | | 3.92 | | | |
| Judges Total Program Component Score (factored) | | | | | | | | | | | | 18.94 | | | |
| Deductions: | | | | | | | | | | | | 0.00 | | | |





JUDGES DETAILS PER SKATER

BASIC NOVICE GIRLS III (1.7.2012 AND YOUNGER) FREE SKATING

| Rank | Name | Nation | Starting Number | Total Segment Score | Total Element Score | Total Program Component Score (factored) | Total Deductions |
|------|----------------|--------|-----------------|---------------------|---------------------|--|------------------|
| 13 | Shahaf PINCHAS | ISR | 1 | 32.03 | 15.18 | 16.85 | 0.00 |

| # | Executed Elements | Info | Base Value | GOE | J1 | J2 | J3 | J4 | J5 | J6 | J7 | J8 | J9 | Ref. | Scores of Panel | |
|--|-------------------|------|---------------|-------|----|------|----|----|------|----|----|------|----|------|-----------------|--------------|
| 1 | 2Lz+1Lo | | 2.60 | 0.00 | 0 | 0 | 0 | | | | | | | | 2.60 | |
| 2 | 2S | | 1.30 | 0.04 | 1 | 0 | 0 | | | | | | | | 1.34 | |
| 3 | 1A | | 1.10 | 0.00 | 0 | 0 | 0 | | | | | | | | 1.10 | |
| 4 | FCCoSp2V | | 1.88 | -0.69 | -4 | -4 | -3 | | | | | | | | 1.19 | |
| 5 | 2F+1A+SEQ | | 2.90 | 0.00 | 0 | 0 | 0 | | | | | | | | 2.90 | |
| 6 | StSq1 | | 1.80 | -0.30 | -1 | -2 | -2 | | | | | | | | 1.50 | |
| 7 | 2Lz | | 2.10 | 0.00 | 0 | 0 | 0 | | | | | | | | 2.10 | |
| 8 | FSSp2 | | 2.30 | 0.15 | 1 | 0 | 1 | | | | | | | | 2.45 | |
| | | | 15.98 | | | | | | | | | | | | 15.18 | |
| Program Components | | | Factor | | | | | | | | | | | | | |
| Composition | | | 1.67 | | | 3.50 | | | 3.25 | | | 3.50 | | | 3.42 | |
| Presentation | | | 1.67 | | | 3.25 | | | 3.25 | | | 3.00 | | | 3.17 | |
| Skating Skills | | | 1.67 | | | 3.50 | | | 3.50 | | | 3.50 | | | 3.50 | |
| Judges Total Program Component Score (factored) | | | | | | | | | | | | | | | | 16.85 |

Deductions:

0.00

| Rank | Name | Nation | Starting Number | Total Segment Score | Total Element Score | Total Program Component Score (factored) | Total Deductions |
|------|---------------|--------|-----------------|---------------------|---------------------|--|------------------|
| 14 | Sonja NOVESKI | SRB | 24 | 31.89 | 15.07 | 17.82 | -1.00 |

| # | Executed Elements | Info | Base Value | GOE | J1 | J2 | J3 | J4 | J5 | J6 | J7 | J8 | J9 | Ref. | Scores of Panel | |
|--|-------------------|------|---------------|-------|----|------|----|----|------|----|----|------|----|------|-----------------|--------------|
| 1 | 2A<< | F | 1.10 | -0.55 | -5 | -5 | -5 | | | | | | | | 0.55 | |
| 2 | 2Lz | F | 2.10 | -1.05 | -5 | -5 | -5 | | | | | | | | 1.05 | |
| 3 | CcCoSp2 | | 2.50 | 0.17 | 1 | 1 | 0 | | | | | | | | 2.67 | |
| 4 | 2F+1A+SEQ | | 2.90 | -0.24 | -2 | -1 | -1 | | | | | | | | 2.66 | |
| 5 | StSqB | | 1.50 | 0.00 | 0 | 0 | 0 | | | | | | | | 1.50 | |
| 6 | 2Lo | | 1.70 | 0.00 | 0 | 0 | 0 | | | | | | | | 1.70 | |
| 7 | 2F+2T | | 3.10 | 0.00 | 0 | 0 | 0 | | | | | | | | 3.10 | |
| 8 | CSSp1 | | 1.90 | -0.06 | -1 | 0 | 0 | | | | | | | | 1.84 | |
| | | | 16.80 | | | | | | | | | | | | 15.07 | |
| Program Components | | | Factor | | | | | | | | | | | | | |
| Composition | | | 1.67 | | | 3.75 | | | 3.50 | | | 3.50 | | | 3.58 | |
| Presentation | | | 1.67 | | | 3.50 | | | 3.75 | | | 3.00 | | | 3.42 | |
| Skating Skills | | | 1.67 | | | 3.75 | | | 3.75 | | | 3.50 | | | 3.67 | |
| Judges Total Program Component Score (factored) | | | | | | | | | | | | | | | | 17.82 |

Deductions: Falls

-1.00 (2)

-1.00



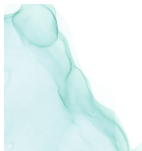
JUDGES DETAILS PER SKATER

BASIC NOVICE GIRLS III (1.7.2012 AND YOUNGER) FREE SKATING

| Rank | Name | Nation | Starting Number | Total Segment Score | Total Element Score | Total Program Component Score (factored) | Total Deductions | | | | | | | | |
|--|--------------------|--------|-----------------|---------------------|---------------------|--|------------------|----|----|----|----|----|----|------|-----------------|
| 15 | Gabriela KAHARKOVA | BUL | 18 | 31.00 | 15.02 | 16.98 | -1.00 | | | | | | | | |
| # | Executed Elements | Info | Base Value | GOE | J1 | J2 | J3 | J4 | J5 | J6 | J7 | J8 | J9 | Ref. | Scores of Panel |
| 1 | 2F+2Lo< | F | 3.16 | -0.90 | -5 | -5 | -5 | | | | | | | | 2.26 |
| 2 | 2Lz | | 2.10 | 0.00 | 0 | 0 | 0 | | | | | | | | 2.10 |
| 3 | CCoSp2 | | 2.50 | 0.25 | 1 | 1 | 1 | | | | | | | | 2.75 |
| 4 | 1A+2T | | 2.40 | -0.09 | 0 | -1 | -1 | | | | | | | | 2.31 |
| 5 | StSq1 | | 1.80 | -0.18 | -1 | -1 | -1 | | | | | | | | 1.62 |
| 6 | 2F< | F | 1.44 | -0.72 | -5 | -5 | -5 | | | | | | | | 0.72 |
| 7 | CSSp1 | | 1.90 | 0.06 | 0 | 0 | 1 | | | | | | | | 1.96 |
| 8 | 2S | | 1.30 | 0.00 | 0 | 0 | 0 | | | | | | | | 1.30 |
| | | | 16.60 | | | | | | | | | | | | 15.02 |
| Program Components | | | Factor | | | | | | | | | | | | |
| Composition | | | 1.67 | 3.50 | 3.25 | 3.50 | | | | | | | | | 3.42 |
| Presentation | | | 1.67 | 3.50 | 3.25 | 3.25 | | | | | | | | | 3.33 |
| Skating Skills | | | 1.67 | 3.25 | 3.50 | 3.50 | | | | | | | | | 3.42 |
| Judges Total Program Component Score (factored) | | | | | | | | | | | | | | | 16.98 |
| Deductions: | | | Falls | -1.00 | (2) | | | | | | | | | | -1.00 |

| Rank | Name | Nation | Starting Number | Total Segment Score | Total Element Score | Total Program Component Score (factored) | Total Deductions | | | | | | | | |
|--|-------------------|--------|-----------------|---------------------|---------------------|--|------------------|----|----|----|----|----|----|------|-----------------|
| 16 | Stella SATURNO | ITA | 11 | 28.58 | 13.59 | 15.99 | -1.00 | | | | | | | | |
| # | Executed Elements | Info | Base Value | GOE | J1 | J2 | J3 | J4 | J5 | J6 | J7 | J8 | J9 | Ref. | Scores of Panel |
| 1 | 2Lz | F | 2.10 | -1.05 | -5 | -5 | -5 | | | | | | | | 1.05 |
| 2 | 2S+2T | | 2.60 | 0.00 | 0 | 0 | 0 | | | | | | | | 2.60 |
| 3 | 2Lz | F | 2.10 | -0.98 | -5 | -4 | -5 | | | | | | | | 1.12 |
| 4 | CCoSp1V | | 1.50 | 0.00 | 0 | 0 | 0 | | | | | | | | 1.50 |
| 5 | 2Lo+1A+SEQ | | 2.80 | 0.00 | 0 | 0 | 0 | | | | | | | | 2.80 |
| 6 | CSSp1 | | 1.90 | 0.13 | 1 | 0 | 1 | | | | | | | | 2.03 |
| 7 | StSqB | | 1.50 | 0.00 | 0 | 0 | 0 | | | | | | | | 1.50 |
| 8 | 1A | | 1.10 | -0.11 | -1 | -1 | -1 | | | | | | | | 0.99 |
| | | | 15.60 | | | | | | | | | | | | 13.59 |
| Program Components | | | Factor | | | | | | | | | | | | |
| Composition | | | 1.67 | 3.50 | 2.75 | 3.00 | | | | | | | | | 3.08 |
| Presentation | | | 1.67 | 3.75 | 2.75 | 3.00 | | | | | | | | | 3.17 |
| Skating Skills | | | 1.67 | 3.25 | 3.25 | 3.50 | | | | | | | | | 3.33 |
| Judges Total Program Component Score (factored) | | | | | | | | | | | | | | | 15.99 |
| Deductions: | | | Falls | -1.00 | (2) | | | | | | | | | | -1.00 |





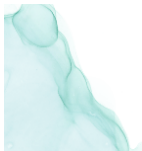
JUDGES DETAILS PER SKATER

BASIC NOVICE GIRLS III (1.7.2012 AND YOUNGER) FREE SKATING

| Rank | Name | Nation | Starting Number | Total Segment Score | Total Element Score | Total Program Component Score (factored) | Total Deductions | | | | | | | | |
|--|-------------------|--------|-----------------|---------------------|---------------------|--|------------------|----|----|----|-----------|--------------|--------------|------|-----------------|
| 17 | Bilyana ENCHEVA | BUL | 29 | 26.29 | 13.93 | 13.36 | -1.00 | | | | | | | | |
| # | Executed Elements | Info | Base Value | GOE | J1 | J2 | J3 | J4 | J5 | J6 | J7 | J8 | J9 | Ref. | Scores of Panel |
| 1 | 2Lo+1A+SEQ | | 2.80 | -0.06 | 0 | 0 | -1 | | | | | | | | 2.74 |
| 2 | 2Lzq | q | 2.10 | -0.42 | -2 | -2 | -2 | | | | | | | | 1.68 |
| 3 | CCoSp2 | | 2.50 | -0.25 | -1 | -1 | -1 | | | | | | | | 2.25 |
| 4 | 2F+2T< | F | 2.84 | -0.90 | -5 | -5 | -5 | | | | | | | | 1.94 |
| 5 | 2S | | 1.30 | 0.00 | 0 | 0 | 0 | | | | | | | | 1.30 |
| 6 | CSSpB | | 1.60 | -0.16 | -1 | -1 | -1 | | | | | | | | 1.44 |
| 7 | 2Fq | q | 1.80 | -0.42 | -2 | -3 | -2 | | | | | | | | 1.38 |
| 8 | StSqB | | 1.50 | -0.30 | -1 | -2 | -3 | | | | | | | | 1.20 |
| | | | 16.44 | | | | | | | | | | | | 13.93 |
| Program Components | | | | Factor | | | | | | | | | | | |
| Composition | | | | 1.67 | 3.00 | 2.50 | 2.75 | | | | | 2.75 | | | |
| Presentation | | | | 1.67 | 2.75 | 2.75 | 2.25 | | | | | 2.58 | | | |
| Skating Skills | | | | 1.67 | 3.00 | 2.75 | 2.25 | | | | | 2.67 | | | |
| Judges Total Program Component Score (factored) | | | | | | | | | | | | | 13.36 | | |
| Deductions: | | | | Time violation | -0.50 | Falls | | | | | -0.50 (1) | -1.00 | | | |

| Rank | Name | Nation | Starting Number | Total Segment Score | Total Element Score | Total Program Component Score (factored) | Total Deductions | | | | | | | | |
|--|-------------------|--------|-----------------|---------------------|---------------------|--|------------------|----|----|--------------|----|------|--------------|------|-----------------|
| 18 | Shaked PINCHAS | ISR | 27 | 25.88 | 12.68 | 14.20 | -1.00 | | | | | | | | |
| # | Executed Elements | Info | Base Value | GOE | J1 | J2 | J3 | J4 | J5 | J6 | J7 | J8 | J9 | Ref. | Scores of Panel |
| 1 | 2F1q+2Lo | F | 3.50 | -0.90 | -5 | -5 | -5 | | | | | | | | 2.60 |
| 2 | 1A | | 1.10 | -0.07 | 0 | -1 | -1 | | | | | | | | 1.03 |
| 3 | 2S | | 1.30 | -0.17 | -2 | -1 | -1 | | | | | | | | 1.13 |
| 4 | CCoSp2V | | 1.88 | -0.38 | -2 | -2 | -2 | | | | | | | | 1.50 |
| 5 | 2Lz< | F | 1.68 | -0.84 | -5 | -5 | -5 | | | | | | | | 0.84 |
| 6 | StSqB | | 1.50 | -0.20 | -1 | -2 | -1 | | | | | | | | 1.30 |
| 7 | 2F1<+1A+SEQ | < | 2.54 | -0.48 | -3 | -4 | -3 | | | | | | | | 2.06 |
| 8 | FSSp2 | | 2.30 | -0.08 | -1 | 0 | 0 | | | | | | | | 2.22 |
| | | | 15.80 | | | | | | | | | | | | 12.68 |
| Program Components | | | | Factor | | | | | | | | | | | |
| Composition | | | | 1.67 | 2.75 | 2.50 | 3.25 | | | | | 2.83 | | | |
| Presentation | | | | 1.67 | 2.75 | 2.75 | 2.75 | | | | | 2.75 | | | |
| Skating Skills | | | | 1.67 | 3.00 | 2.75 | 3.00 | | | | | 2.92 | | | |
| Judges Total Program Component Score (factored) | | | | | | | | | | | | | 14.20 | | |
| Deductions: | | | | Falls | -1.00 (2) | | | | | -1.00 | | | | | |





JUDGES DETAILS PER SKATER

BASIC NOVICE GIRLS III (1.7.2012 AND YOUNGER) FREE SKATING

| Rank | Name | Nation | Starting Number | Total Segment Score | Total Element Score | Total Program Component Score (factored) | Total Deductions |
|------|-----------------|--------|-----------------|---------------------|---------------------|--|------------------|
| 19 | Kira KRECHETOVA | UKR | 7 | 24.76 | 11.27 | 14.49 | -1.00 |

| # | Executed Elements | Info | Base Value | GOE | J1 | J2 | J3 | J4 | J5 | J6 | J7 | J8 | J9 | Ref. | Scores of Panel | | |
|--|-------------------|------|--------------|---------------|------|------|------|----|----|----|----|----|----|------|-----------------|--|--|
| 1 | 2Lo< | < | 1.36 | -0.32 | -3 | -2 | -2 | | | | | | | | 1.04 | | |
| 2 | 2F< | F | 1.44 | -0.72 | -5 | -5 | -5 | | | | | | | | 0.72 | | |
| 3 | CCoSp2 | | 2.50 | -0.33 | -1 | -2 | -1 | | | | | | | | 2.17 | | |
| 4 | 2S+1A+SEQ | | 2.40 | -0.22 | -1 | -2 | -2 | | | | | | | | 2.18 | | |
| 5 | 2Lo< | < | 1.36 | -0.27 | -2 | -2 | -2 | | | | | | | | 1.09 | | |
| 6 | 1A | | 1.10 | 0.00 | 0 | 0 | 0 | | | | | | | | 1.10 | | |
| 7 | StSqB | F | 1.50 | -0.75 | -5 | -5 | -5 | | | | | | | | 0.75 | | |
| 8 | CSSp2 | | 2.30 | -0.08 | -1 | 0 | 0 | | | | | | | | 2.22 | | |
| | | | 13.96 | | | | | | | | | | | | 11.27 | | |
| Program Components | | | | Factor | | | | | | | | | | | | | |
| Composition | | | | 1.67 | 2.75 | 2.75 | 3.25 | | | | | | | | | | |
| Presentation | | | | 1.67 | 3.00 | 2.75 | 3.00 | | | | | | | | | | |
| Skating Skills | | | | 1.67 | 2.75 | 2.50 | 3.25 | | | | | | | | | | |
| Judges Total Program Component Score (factored) | | | | | | | | | | | | | | | 14.49 | | |

| | | | |
|--------------------|-------|-----------|--------------|
| Deductions: | Falls | -1.00 (2) | -1.00 |
|--------------------|-------|-----------|--------------|

| Rank | Name | Nation | Starting Number | Total Segment Score | Total Element Score | Total Program Component Score (factored) | Total Deductions |
|------|-----------------------|--------|-----------------|---------------------|---------------------|--|------------------|
| 20 | Ludovica Maria CIOFFI | ITA | 16 | 23.95 | 10.81 | 13.64 | -0.50 |

| # | Executed Elements | Info | Base Value | GOE | J1 | J2 | J3 | J4 | J5 | J6 | J7 | J8 | J9 | Ref. | Scores of Panel | | |
|--|-------------------|------|--------------|---------------|------|------|------|----|----|----|----|----|----|------|-----------------|--|--|
| 1 | CSSp2 | | 2.30 | 0.08 | 1 | 0 | 0 | | | | | | | | 2.38 | | |
| 2 | 2S+1A+SEQ | | 2.40 | -0.13 | -1 | -1 | -1 | | | | | | | | 2.27 | | |
| 3 | 2F< | < | 1.44 | -0.38 | -3 | -3 | -2 | | | | | | | | 1.06 | | |
| 4 | 1A+2T< | F | 2.14 | -0.55 | -5 | -5 | -5 | | | | | | | | 1.59 | | |
| 5 | 2Lo<< | << | 0.50 | -0.17 | -3 | -4 | -3 | | | | | | | | 0.33 | | |
| 6 | CCoSp2V | | 1.88 | -0.32 | -1 | -2 | -2 | | | | | | | | 1.56 | | |
| 7 | StSqB | | 1.50 | -0.20 | -1 | -1 | -2 | | | | | | | | 1.30 | | |
| 8 | 2Lo<< | << | 0.50 | -0.18 | -4 | -4 | -3 | | | | | | | | 0.32 | | |
| | | | 12.66 | | | | | | | | | | | | 10.81 | | |
| Program Components | | | | Factor | | | | | | | | | | | | | |
| Composition | | | | 1.67 | 2.75 | 3.00 | 2.50 | | | | | | | | | | |
| Presentation | | | | 1.67 | 3.00 | 3.00 | 2.25 | | | | | | | | | | |
| Skating Skills | | | | 1.67 | 2.75 | 2.75 | 2.50 | | | | | | | | | | |
| Judges Total Program Component Score (factored) | | | | | | | | | | | | | | | 13.64 | | |

| | | | |
|--------------------|-------|-----------|--------------|
| Deductions: | Falls | -0.50 (1) | -0.50 |
|--------------------|-------|-----------|--------------|





JUDGES DETAILS PER SKATER

BASIC NOVICE GIRLS III (1.7.2012 AND YOUNGER) FREE SKATING

| Rank | Name | Nation | Starting Number | Total Segment Score | Total Element Score | Total Program Component Score (factored) | Total Deductions | | | | | | | | |
|--|--------------------------------|--------|-----------------|---------------------|---------------------|--|------------------|----|----|----|----|--------------|----|------|-----------------|
| 21 | Gabriela Stoyanova ZHELYAZKOVA | BUL | 8 | 22.37 | 10.89 | 11.98 | -0.50 | | | | | | | | |
| # | Executed Elements | Info | Base Value | GOE | J1 | J2 | J3 | J4 | J5 | J6 | J7 | J8 | J9 | Ref. | Scores of Panel |
| 1 | CCoSp2 | | 2.50 | 0.08 | 1 | 0 | 0 | | | | | | | | 2.58 |
| 2 | 2Lo<+1A+SEQ | < | 2.46 | -0.41 | -3 | -3 | -3 | | | | | | | | 2.05 |
| 3 | 2Lze< | < | 1.26 | -0.59 | -4 | -5 | -5 | | | | | | | | 0.67 |
| 4 | SSp2 | | 1.60 | 0.16 | 1 | 1 | 1 | | | | | | | | 1.76 |
| 5 | 2S | | 1.30 | -0.09 | 0 | 0 | -2 | | | | | | | | 1.21 |
| 6 | 1A+2Lo<< | << | 1.60 | -0.48 | -4 | -5 | -4 | | | | | | | | 1.12 |
| 7 | StSqB | | 1.50 | -0.25 | -1 | -2 | -2 | | | | | | | | 1.25 |
| 8 | 2F<< | F | 0.50 | -0.25 | -5 | -5 | -5 | | | | | | | | 0.25 |
| | | | 12.72 | | | | | | | | | | | | 10.89 |
| Program Components | | | Factor | | | | | | | | | | | | |
| Composition | | | 1.67 | 2.75 | 2.00 | 2.50 | | | | | | 2.42 | | | |
| Presentation | | | 1.67 | 2.50 | 2.25 | 2.00 | | | | | | 2.25 | | | |
| Skating Skills | | | 1.67 | 2.75 | 2.50 | 2.25 | | | | | | 2.50 | | | |
| Judges Total Program Component Score (factored) | | | | | | | | | | | | 11.98 | | | |
| Deductions: | | | Falls | -0.50 (1) | | | | | | | | -0.50 | | | |

| Rank | Name | Nation | Starting Number | Total Segment Score | Total Element Score | Total Program Component Score (factored) | Total Deductions | | | | | | | | |
|--|-------------------|--------|-----------------|---------------------|---------------------|--|------------------|----|----|----|----|--------------|----|------|-----------------|
| 22 | Anastasia PELTEC | BUL | 4 | 21.48 | 8.94 | 12.54 | 0.00 | | | | | | | | |
| # | Executed Elements | Info | Base Value | GOE | J1 | J2 | J3 | J4 | J5 | J6 | J7 | J8 | J9 | Ref. | Scores of Panel |
| 1 | 2Lo< | < | 1.36 | -0.23 | -2 | 0 | -3 | | | | | | | | 1.13 |
| 2 | 2S+1A+SEQ | | 2.40 | -0.26 | -2 | -2 | -2 | | | | | | | | 2.14 |
| 3 | 2T<< | << | 0.40 | -0.15 | -4 | -4 | -3 | | | | | | | | 0.25 |
| 4 | StSq | | 0.00 | 0.00 | - | - | - | | | | | | | | 0.00 |
| 5 | 2S< | < | 1.04 | -0.31 | -3 | -3 | -3 | | | | | | | | 0.73 |
| 6 | CCoSp2 | | 2.50 | -0.50 | -2 | -2 | -2 | | | | | | | | 2.00 |
| 7 | 1A+1Lo | | 1.60 | -0.04 | 0 | -1 | 0 | | | | | | | | 1.56 |
| 8 | SSp1 | | 1.30 | -0.17 | -3 | 0 | -1 | | | | | | | | 1.13 |
| | | | 10.60 | | | | | | | | | | | | 8.94 |
| Program Components | | | Factor | | | | | | | | | | | | |
| Composition | | | 1.67 | 2.50 | 2.50 | 2.50 | | | | | | 2.50 | | | |
| Presentation | | | 1.67 | 2.75 | 2.75 | 2.00 | | | | | | 2.50 | | | |
| Skating Skills | | | 1.67 | 2.50 | 2.50 | 2.50 | | | | | | 2.50 | | | |
| Judges Total Program Component Score (factored) | | | | | | | | | | | | 12.54 | | | |
| Deductions: | | | | | | | | | | | | 0.00 | | | |

| | | | | | | | | | |
|---|--|--|--|--|--|------------------------------|--|---|--|
| <p>OFFICIAL SPONSOR</p> <p>FUNDAȚIA TIRIAC</p> | | <p>PARTNERS</p> <p>Original Gerovital by Prof. Dr. A. Colan</p> | | <p>SAMUS Aproape de tine!</p> | | <p>REDIS NUTRIȚIE</p> | | <p>ALBATROS De Sufletul Tău!</p> | |
|---|--|--|--|--|--|------------------------------|--|---|--|



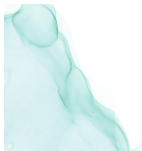
JUDGES DETAILS PER SKATER

BASIC NOVICE GIRLS III (1.7.2012 AND YOUNGER) FREE SKATING

| Rank | Name | Nation | Starting Number | Total Segment Score | Total Element Score | Total Program Component Score (factored) | Total Deductions | | | | | | | | |
|--|-------------------|--------|-----------------|---------------------|---------------------|--|------------------|----|----|----|----|----|--------------|------|-----------------|
| 23 | Melanie GRAKOVA | BUL | 10 | 20.94 | 10.04 | 11.40 | -0.50 | | | | | | | | |
| # | Executed Elements | Info | Base Value | GOE | J1 | J2 | J3 | J4 | J5 | J6 | J7 | J8 | J9 | Ref. | Scores of Panel |
| 1 | 1A+2Loq | q | 2.80 | -0.34 | -2 | -2 | -2 | | | | | | | | 2.46 |
| 2 | 2Lo< | < | 1.36 | -0.27 | -2 | -2 | -2 | | | | | | | | 1.09 |
| 3 | 2F<< | F | 0.50 | -0.25 | -5 | -5 | -5 | | | | | | | | 0.25 |
| 4 | CSSpBV | | 1.20 | -0.24 | -2 | -2 | -2 | | | | | | | | 0.96 |
| 5 | 1Lz!+1A+SEQ | ! | 1.70 | -0.11 | -1 | -1 | -1 | | | | | | | | 1.59 |
| 6 | 2S< | < | 1.04 | -0.24 | -3 | -2 | -2 | | | | | | | | 0.80 |
| 7 | StSqB | | 1.50 | -0.25 | -1 | -2 | -2 | | | | | | | | 1.25 |
| 8 | CCoSpB | | 1.70 | -0.06 | -1 | 0 | 0 | | | | | | | | 1.64 |
| | | | 11.80 | | | | | | | | | | | | 10.04 |
| Program Components | | | Factor | | | | | | | | | | | | |
| Composition | | | | 1.67 | 2.50 | 2.25 | 2.25 | | | | | | | 2.33 | |
| Presentation | | | | 1.67 | 2.25 | 2.00 | 2.00 | | | | | | | 2.08 | |
| Skating Skills | | | | 1.67 | 2.50 | 2.25 | 2.50 | | | | | | | 2.42 | |
| Judges Total Program Component Score (factored) | | | | | | | | | | | | | 11.40 | | |
| Deductions: | | | Falls | -0.50 (1) | | | | | | | | | -0.50 | | |

| Rank | Name | Nation | Starting Number | Total Segment Score | Total Element Score | Total Program Component Score (factored) | Total Deductions | | | | | | | | |
|--|-------------------|--------|-----------------|---------------------|---------------------|--|------------------|----|----|----|----|----|--------------|------|-----------------|
| 24 | Tanya IVANOVA | BUL | 6 | 20.07 | 9.32 | 12.25 | -1.50 | | | | | | | | |
| # | Executed Elements | Info | Base Value | GOE | J1 | J2 | J3 | J4 | J5 | J6 | J7 | J8 | J9 | Ref. | Scores of Panel |
| 1 | 1A+2Lo< | F | 2.46 | -0.68 | -5 | -5 | -5 | | | | | | | | 1.78 |
| 2 | 2S | F | 1.30 | -0.65 | -5 | -5 | -5 | | | | | | | | 0.65 |
| 3 | CSSp2 | | 2.30 | -0.31 | -2 | -2 | 0 | | | | | | | | 1.99 |
| 4 | 2F<< | F | 0.50 | -0.25 | -5 | -5 | -5 | | | | | | | | 0.25 |
| 5 | 2F<< | << | 0.50 | -0.25 | -5 | -5 | -5 | | | | | | | | 0.25 |
| 6 | StSqB | | 1.50 | -0.15 | -1 | -2 | 0 | | | | | | | | 1.35 |
| 7 | 1A+1Lo | | 1.60 | 0.00 | 0 | 0 | 0 | | | | | | | | 1.60 |
| 8 | CCoSp1V | | 1.50 | -0.05 | -1 | 0 | 0 | | | | | | | | 1.45 |
| | | | 11.66 | | | | | | | | | | | | 9.32 |
| Program Components | | | Factor | | | | | | | | | | | | |
| Composition | | | | 1.67 | 2.50 | 2.25 | 2.75 | | | | | | | 2.50 | |
| Presentation | | | | 1.67 | 2.25 | 2.25 | 2.50 | | | | | | | 2.33 | |
| Skating Skills | | | | 1.67 | 2.75 | 2.25 | 2.50 | | | | | | | 2.50 | |
| Judges Total Program Component Score (factored) | | | | | | | | | | | | | 12.25 | | |
| Deductions: | | | Falls | -1.50 (3) | | | | | | | | | -1.50 | | |





JUDGES DETAILS PER SKATER

BASIC NOVICE GIRLS III (1.7.2012 AND YOUNGER) FREE SKATING

| Rank | Name | Nation | Starting Number | Total Segment Score | Total Element Score | Total Program Component Score (factored) | Total Deductions | | | | | | | | |
|--|-------------------|--------|-----------------|---------------------|---------------------|--|------------------|----|----|----|----|----|----|------|-----------------|
| 25 | Nikol KAMENOVA | BUL | 19 | 18.53 | 8.97 | 10.56 | -1.00 | | | | | | | | |
| # | Executed Elements | Info | Base Value | GOE | J1 | J2 | J3 | J4 | J5 | J6 | J7 | J8 | J9 | Ref. | Scores of Panel |
| 1 | 2F<< | << | 0.50 | -0.20 | -4 | -5 | -3 | | | | | | | | 0.30 |
| 2 | CCoSp1V | | 1.50 | -0.25 | -2 | -2 | -1 | | | | | | | | 1.25 |
| 3 | StSqB | | 1.50 | -0.25 | 0 | -2 | -3 | | | | | | | | 1.25 |
| 4 | 1A+2T<< | << | 1.50 | -0.40 | -3 | -5 | -3 | | | | | | | | 1.10 |
| 5 | 2S | F | 1.30 | -0.65 | -5 | -5 | -5 | | | | | | | | 0.65 |
| 6 | 2Lo<+1A+SEQ | < | 2.46 | -0.54 | -4 | -4 | -4 | | | | | | | | 1.92 |
| 7 | SSp2 | | 1.60 | 0.05 | 0 | 0 | 1 | | | | | | | | 1.65 |
| 8 | 2Lo | F | 1.70 | -0.85 | -5 | -5 | -5 | | | | | | | | 0.85 |
| | | | 12.06 | | | | | | | | | | | | 8.97 |
| Program Components | | | Factor | | | | | | | | | | | | |
| Composition | | | | 1.67 | 2.50 | 1.75 | 2.00 | | | | | | | | 2.08 |
| Presentation | | | | 1.67 | 2.25 | 2.00 | 2.00 | | | | | | | | 2.08 |
| Skating Skills | | | | 1.67 | 2.25 | 2.00 | 2.25 | | | | | | | | 2.17 |
| Judges Total Program Component Score (factored) | | | | | | | | | | | | | | | 10.56 |
| Deductions: | | | Falls | -1.00 (2) | | | | | | | | | | | -1.00 |

| Rank | Name | Nation | Starting Number | Total Segment Score | Total Element Score | Total Program Component Score (factored) | Total Deductions | | | | | | | | |
|--|-------------------|--------|-----------------|---------------------|---------------------|--|------------------|----|----|----|----|----|----|------|-----------------|
| 26 | Ivayla RANGELOVA | BUL | 20 | 17.42 | 9.01 | 8.91 | -0.50 | | | | | | | | |
| # | Executed Elements | Info | Base Value | GOE | J1 | J2 | J3 | J4 | J5 | J6 | J7 | J8 | J9 | Ref. | Scores of Panel |
| 1 | 1A+1Lo | | 1.60 | 0.00 | 0 | 0 | 0 | | | | | | | | 1.60 |
| 2 | 2Lo | F | 1.70 | -0.85 | -5 | -5 | -5 | | | | | | | | 0.85 |
| 3 | StSqB | | 1.50 | -0.45 | -2 | -3 | -4 | | | | | | | | 1.05 |
| 4 | CCoSp2 | | 2.50 | -0.83 | -3 | -3 | -4 | | | | | | | | 1.67 |
| 5 | 1S | | 0.40 | -0.15 | -4 | -4 | -3 | | | | | | | | 0.25 |
| 6 | 1F | | 0.50 | 0.00 | 0 | 0 | 0 | | | | | | | | 0.50 |
| 7 | 2Lo+1Lo | | 2.20 | -0.06 | 0 | 0 | -1 | | | | | | | | 2.14 |
| 8 | SSpB | | 1.10 | -0.15 | -3 | -1 | 0 | | | | | | | | 0.95 |
| | | | 11.50 | | | | | | | | | | | | 9.01 |
| Program Components | | | Factor | | | | | | | | | | | | |
| Composition | | | | 1.67 | 1.50 | 2.00 | 2.00 | | | | | | | | 1.83 |
| Presentation | | | | 1.67 | 1.25 | 2.25 | 1.50 | | | | | | | | 1.67 |
| Skating Skills | | | | 1.67 | 1.50 | 2.25 | 1.75 | | | | | | | | 1.83 |
| Judges Total Program Component Score (factored) | | | | | | | | | | | | | | | 8.91 |
| Deductions: | | | Falls | -0.50 (1) | | | | | | | | | | | -0.50 |





JUDGES DETAILS PER SKATER

BASIC NOVICE GIRLS III (1.7.2012 AND YOUNGER) FREE SKATING

| Rank | Name | Nation | Starting Number | Total Segment Score | Total Element Score | Total Program Component Score (factored) | Total Deductions | | | | | | | | |
|--|-------------------|--------|-----------------|---------------------|---------------------|--|------------------|-----------|----|----|----|--------------|----|------|-----------------|
| 27 | Bernadett KINDA | ROU | 13 | 14.41 | 6.27 | 8.64 | -0.50 | | | | | | | | |
| # | Executed Elements | Info | Base Value | GOE | J1 | J2 | J3 | J4 | J5 | J6 | J7 | J8 | J9 | Ref. | Scores of Panel |
| 1 | 1A | | 1.10 | -0.04 | 0 | -1 | 0 | | | | | | | | 1.06 |
| 2 | 2S<+1T | < | 1.44 | -0.28 | -2 | -4 | -2 | | | | | | | | 1.16 |
| 3 | CSpB | | 1.10 | -0.29 | -3 | -3 | -2 | | | | | | | | 0.81 |
| 4 | 2T<< | << | 0.40 | -0.16 | -4 | -5 | -3 | | | | | | | | 0.24 |
| 5 | 1F+1A<<<+SEQ | F | 0.50 | -0.25 | -5 | -5 | -5 | | | | | | | | 0.25 |
| 6 | StSqB | | 1.50 | -0.50 | -3 | -3 | -4 | | | | | | | | 1.00 |
| 7 | 2S< | < | 1.04 | -0.31 | -3 | -3 | -3 | | | | | | | | 0.73 |
| 8 | CCoSpB | | 1.70 | -0.68 | -4 | -4 | -4 | | | | | | | | 1.02 |
| | | | 8.78 | | | | | | | | | | | | 6.27 |
| Program Components | | | | Factor | | | | | | | | | | | |
| Composition | | | | 1.67 | 1.75 | 1.75 | 2.00 | | | | | 1.83 | | | |
| Presentation | | | | 1.67 | 1.50 | 1.75 | 1.75 | | | | | 1.67 | | | |
| Skating Skills | | | | 1.67 | 1.75 | 1.50 | 1.75 | | | | | 1.67 | | | |
| Judges Total Program Component Score (factored) | | | | | | | | | | | | 8.64 | | | |
| Deductions: | | | | Falls | | | | -0.50 (1) | | | | -0.50 | | | |

| Legend: | | | | | | | |
|---------|-----------------|-----|----------------------------|----|-----------------|------|----------------|
| # | Sequence number | GOE | Grade of Execution | Jx | Judges (x=1-9) | Ref. | Referee |
| e | Wrong edge | < | Under-rotated jump | << | Downgraded jump | ! | Not clear edge |
| F | Fall | q | Jump landed on the quarter | | | | |

