

JUDGES DETAILS PER SKATER

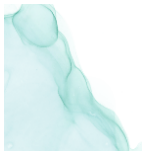
ADVANCE NOVICE GIRLS SHORT PROGRAM

| Rank | Name | Nation | Starting Number | Total Segment Score | Total Element Score | Total Program Component Score (factored) | Total Deductions | | | | | | | | | |
|--|-------------------|--------|-----------------|---------------------|---------------------|--|------------------|----|----|----|----|--------------|----|-------------|------|-----------------|
| 1 | Alica LENGYELOVA | SVK | 18 | 44.54 | 27.60 | 16.94 | 0.00 | | | | | | | | | |
| # | Executed Elements | Info | Base Value | GOE | J1 | J2 | J3 | J4 | J5 | J6 | J7 | J8 | J9 | Bonus | Ref. | Scores of Panel |
| 1 | 3Fb+2T | b | 6.60 | 1.06 | 2 | 2 | 2 | | | | | | | 1.00 | | 8.66 |
| 2 | 3Lo | | 4.90 | 0.98 | 2 | 2 | 2 | | | | | | | | | 5.88 |
| 3 | LSp2 | | 1.90 | -0.13 | 0 | -1 | -1 | | | | | | | | | 1.77 |
| 4 | 2Ab | b | 3.30 | 0.77 | 2 | 2 | 3 | | | | | | | 1.00 | | 5.07 |
| 5 | StSq2 | | 2.60 | 0.52 | 2 | 2 | 2 | | | | | | | | | 3.12 |
| 6 | FCCoSp3 | | 3.00 | 0.10 | 1 | 0 | 0 | | | | | | | | | 3.10 |
| | | | 22.30 | | | | | | | | | | | | | 27.60 |
| Program Components | | | | Factor | | | | | | | | | | | | |
| Composition | | | | 1.07 | 5.25 | 5.50 | 5.00 | | | | | 5.25 | | | | |
| Presentation | | | | 1.07 | 5.50 | 5.25 | 5.25 | | | | | 5.33 | | | | |
| Skating Skills | | | | 1.07 | 5.25 | 5.25 | 5.25 | | | | | 5.25 | | | | |
| Judges Total Program Component Score (factored) | | | | | | | | | | | | 16.94 | | | | |
| Deductions: | | | | | | | | | | | | | | 0.00 | | |

| Rank | Name | Nation | Starting Number | Total Segment Score | Total Element Score | Total Program Component Score (factored) | Total Deductions | | | | | | | | | |
|--|-------------------|--------|-----------------|---------------------|---------------------|--|------------------|----|----|----|----|--------------|----|-------------|------|-----------------|
| 2 | Paula KASNAR | CRO | 15 | 38.90 | 24.36 | 14.54 | 0.00 | | | | | | | | | |
| # | Executed Elements | Info | Base Value | GOE | J1 | J2 | J3 | J4 | J5 | J6 | J7 | J8 | J9 | Bonus | Ref. | Scores of Panel |
| 1 | 3Lz< | < | 4.72 | -1.42 | -3 | -3 | -3 | | | | | | | | | 3.30 |
| 2 | 3Tb+2T | b | 5.50 | 0.42 | 1 | 1 | 1 | | | | | | | 1.00 | | 6.92 |
| 3 | LSp3 | | 2.40 | 0.40 | 2 | 1 | 2 | | | | | | | | | 2.80 |
| 4 | 2Ab | b | 3.30 | 0.11 | 1 | 0 | 0 | | | | | | | 1.00 | | 4.41 |
| 5 | StSq3 | | 3.30 | 0.33 | 1 | 1 | 1 | | | | | | | | | 3.63 |
| 6 | CCoSp3 | | 3.00 | 0.30 | 1 | 1 | 1 | | | | | | | | | 3.30 |
| | | | 22.22 | | | | | | | | | | | | | 24.36 |
| Program Components | | | | Factor | | | | | | | | | | | | |
| Composition | | | | 1.07 | 4.50 | 4.50 | 4.75 | | | | | 4.58 | | | | |
| Presentation | | | | 1.07 | 4.50 | 4.25 | 4.75 | | | | | 4.50 | | | | |
| Skating Skills | | | | 1.07 | 4.50 | 4.50 | 4.50 | | | | | 4.50 | | | | |
| Judges Total Program Component Score (factored) | | | | | | | | | | | | 14.54 | | | | |
| Deductions: | | | | | | | | | | | | | | 0.00 | | |

| Rank | Name | Nation | Starting Number | Total Segment Score | Total Element Score | Total Program Component Score (factored) | Total Deductions | | | | | | | | | |
|--|-------------------|--------|-----------------|---------------------|---------------------|--|------------------|----|----|----|----|--------------|----|-------------|------|-----------------|
| 3 | Ginevra CARRARO | ITA | 32 | 34.64 | 19.48 | 15.16 | 0.00 | | | | | | | | | |
| # | Executed Elements | Info | Base Value | GOE | J1 | J2 | J3 | J4 | J5 | J6 | J7 | J8 | J9 | Bonus | Ref. | Scores of Panel |
| 1 | 2Ab | b | 3.30 | -0.44 | -1 | -1 | -2 | | | | | | | 1.00 | | 3.86 |
| 2 | 2Lz!+2Lo | ! | 3.80 | 0.00 | 0 | 0 | 0 | | | | | | | | | 3.80 |
| 3 | CCoSp3 | | 3.00 | 0.60 | 2 | 2 | 2 | | | | | | | | | 3.60 |
| 4 | 2F | | 1.80 | 0.18 | 1 | 1 | 1 | | | | | | | | | 1.98 |
| 5 | CSp3 | | 2.30 | 0.31 | 2 | 1 | 1 | | | | | | | | | 2.61 |
| 6 | StSq3 | | 3.30 | 0.33 | 1 | 1 | 1 | | | | | | | | | 3.63 |
| | | | 17.50 | | | | | | | | | | | | | 19.48 |
| Program Components | | | | Factor | | | | | | | | | | | | |
| Composition | | | | 1.07 | 4.75 | 5.00 | 4.50 | | | | | 4.75 | | | | |
| Presentation | | | | 1.07 | 5.00 | 4.75 | 4.50 | | | | | 4.75 | | | | |
| Skating Skills | | | | 1.07 | 4.75 | 4.75 | 4.50 | | | | | 4.67 | | | | |
| Judges Total Program Component Score (factored) | | | | | | | | | | | | 15.16 | | | | |
| Deductions: | | | | | | | | | | | | | | 0.00 | | |





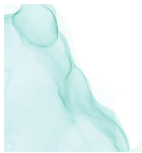
JUDGES DETAILS PER SKATER

ADVANCE NOVICE GIRLS SHORT PROGRAM

| Rank | Name | Nation | Starting Number | Total Segment Score | Total Element Score | Total Program Component Score (factored) | | Total Deductions | | | | | | | | | | | | | | | |
|--|-------------------|--------|-----------------|---------------------|---------------------|--|----|------------------|----|----|----|------|----|-------|------|-----------------|--|--|--|------|--|--|--|
| 4 | Sofia ROTA | ITA | 3 | 33.31 | 18.61 | 14.70 | | 0.00 | | | | | | | | | | | | | | | |
| # | Executed Elements | Info | Base Value | GOE | J1 | J2 | J3 | J4 | J5 | J6 | J7 | J8 | J9 | Bonus | Ref. | Scores of Panel | | | | | | | |
| 1 | 2Ab | b | 3.30 | 0.44 | 2 | 1 | 1 | | | | | | | 1.00 | | 4.74 | | | | | | | |
| 2 | 2F+2T | | 3.10 | 0.18 | 1 | 1 | 1 | | | | | | | | | 3.28 | | | | | | | |
| 3 | LSp2 | | 1.90 | 0.25 | 2 | 1 | 1 | | | | | | | | | 2.15 | | | | | | | |
| 4 | 2Lz | | 2.10 | 0.14 | 1 | 1 | 0 | | | | | | | | | 2.24 | | | | | | | |
| 5 | CCoSp3 | | 3.00 | 0.60 | 3 | 2 | 1 | | | | | | | | | 3.60 | | | | | | | |
| 6 | StSq2 | | 2.60 | 0.00 | -1 | 0 | 1 | | | | | | | | | 2.60 | | | | | | | |
| | | | 16.00 | | | | | | | | | | | | | 18.61 | | | | | | | |
| Program Components | | | | Factor | | | | | | | | | | | | | | | | | | | |
| Composition | | | | 1.07 | | | | 4.75 | | | | 4.25 | | | | 4.58 | | | | | | | |
| Presentation | | | | 1.07 | | | | 4.50 | | | | 5.00 | | | | 4.25 | | | | 4.58 | | | |
| Skating Skills | | | | 1.07 | | | | 4.75 | | | | 4.75 | | | | 4.25 | | | | 4.58 | | | |
| Judges Total Program Component Score (factored) | | | | | | | | | | | | | | | | 14.70 | | | | | | | |
| Deductions: | | | | | | | | | | | | | | | | 0.00 | | | | | | | |

| Rank | Name | Nation | Starting Number | Total Segment Score | Total Element Score | Total Program Component Score (factored) | | Total Deductions | | | | | | | | | | | | | | | |
|--|-------------------|--------|-----------------|---------------------|---------------------|--|----|------------------|----|----|----|------|------|-------|------|-----------------|--|--|--|------|--|--|--|
| 5 | Polina BYKOVA | SLO | 14 | 33.16 | 19.02 | 14.64 | | -0.50 | | | | | | | | | | | | | | | |
| # | Executed Elements | Info | Base Value | GOE | J1 | J2 | J3 | J4 | J5 | J6 | J7 | J8 | J9 | Bonus | Ref. | Scores of Panel | | | | | | | |
| 1 | 3S< | F | 3.44 | -1.72 | -5 | -5 | -5 | | | | | | | | | 1.72 | | | | | | | |
| 2 | 2Lz+2T | | 3.40 | 0.00 | 0 | 0 | 0 | | | | | | | | | 3.40 | | | | | | | |
| 3 | CSp2 | | 1.80 | 0.12 | 0 | 1 | 1 | | | | | | | | | 1.92 | | | | | | | |
| 4 | 2Ab | b | 3.30 | 0.44 | 2 | 1 | 1 | | | | | | 1.00 | | 4.74 | | | | | | | | |
| 5 | StSq3 | | 3.30 | 0.44 | 2 | 1 | 1 | | | | | | | | | 3.74 | | | | | | | |
| 6 | CCoSp3 | | 3.00 | 0.50 | 1 | 2 | 2 | | | | | | | | | 3.50 | | | | | | | |
| | | | 18.24 | | | | | | | | | | | | | 19.02 | | | | | | | |
| Program Components | | | | Factor | | | | | | | | | | | | | | | | | | | |
| Composition | | | | 1.07 | | | | 4.75 | | | | 4.50 | | | | 4.67 | | | | | | | |
| Presentation | | | | 1.07 | | | | 5.00 | | | | 4.50 | | | | 4.00 | | | | 4.50 | | | |
| Skating Skills | | | | 1.07 | | | | 4.50 | | | | 4.50 | | | | 4.50 | | | | 4.50 | | | |
| Judges Total Program Component Score (factored) | | | | | | | | | | | | | | | | 14.64 | | | | | | | |
| Deductions: | | | | | | | | Falls -0.50 (1) | | | | | | | | -0.50 | | | | | | | |

| Rank | Name | Nation | Starting Number | Total Segment Score | Total Element Score | Total Program Component Score (factored) | | Total Deductions | | | | | | | | | | | | | | | |
|--|-------------------|--------|-----------------|---------------------|---------------------|--|----|------------------|----|----|----|------|------|-------|------|-----------------|--|--|--|------|--|--|--|
| 6 | Leilah PATTEN | | 25 | 32.91 | 18.09 | 14.82 | | 0.00 | | | | | | | | | | | | | | | |
| # | Executed Elements | Info | Base Value | GOE | J1 | J2 | J3 | J4 | J5 | J6 | J7 | J8 | J9 | Bonus | Ref. | Scores of Panel | | | | | | | |
| 1 | 3Lz< | < | 4.72 | -0.63 | -1 | -1 | -2 | | | | | | | | | 4.09 | | | | | | | |
| 2 | 3F!<<+COMBO | << | 1.80 | -0.90 | -5 | -5 | -5 | | | | | | | | | 0.90 | | | | | | | |
| 3 | CCoSp3 | | 3.00 | 0.70 | 3 | 2 | 2 | | | | | | | | | 3.70 | | | | | | | |
| 4 | 2Ab | b | 3.30 | 0.44 | 1 | 2 | 1 | | | | | | 1.00 | | 4.74 | | | | | | | | |
| 5 | LSp2 | | 1.90 | -0.19 | -1 | -1 | -1 | | | | | | | | | 1.71 | | | | | | | |
| 6 | StSq2 | | 2.60 | 0.35 | 2 | 1 | 1 | | | | | | | | | 2.95 | | | | | | | |
| | | | 17.32 | | | | | | | | | | | | | 18.09 | | | | | | | |
| Program Components | | | | Factor | | | | | | | | | | | | | | | | | | | |
| Composition | | | | 1.07 | | | | 4.50 | | | | 4.50 | | | | 4.67 | | | | | | | |
| Presentation | | | | 1.07 | | | | 4.25 | | | | 4.75 | | | | 4.50 | | | | 4.50 | | | |
| Skating Skills | | | | 1.07 | | | | 4.50 | | | | 4.75 | | | | 4.75 | | | | 4.67 | | | |
| Judges Total Program Component Score (factored) | | | | | | | | | | | | | | | | 14.82 | | | | | | | |
| Deductions: | | | | | | | | | | | | | | | | 0.00 | | | | | | | |



JUDGES DETAILS PER SKATER

ADVANCE NOVICE GIRLS SHORT PROGRAM

| Rank | Name | Nation | Starting Number | Total Segment Score | Total Element Score | Total Program Component Score (factored) | Total Deductions | | | | | | | | | | | | |
|--|-------------------|--------|-----------------|---------------------|---------------------|--|------------------|-------|----|----|----|--------------|----|-------|------|-----------------|--|--|--|
| 7 | Milena VELCHEVA | BUL | 10 | 32.48 | 19.69 | 13.29 | -0.50 | | | | | | | | | | | | |
| # | Executed Elements | Info | Base Value | GOE | J1 | J2 | J3 | J4 | J5 | J6 | J7 | J8 | J9 | Bonus | Ref. | Scores of Panel | | | |
| 1 | 2Ab | b | 3.30 | 0.55 | 2 | 2 | 1 | | | | | | | 1.00 | | 4.85 | | | |
| 2 | 3S< | < | 3.44 | -0.69 | -2 | -2 | -2 | | | | | | | | | 2.75 | | | |
| 3 | CSp2 | | 1.80 | 0.18 | 1 | 1 | 1 | | | | | | | | | 1.98 | | | |
| 4 | StSq3 | | 3.30 | 0.11 | 0 | 0 | 1 | | | | | | | | | 3.41 | | | |
| 5 | 2Lz+2Lo | | 3.80 | 0.00 | 0 | 0 | 0 | | | | | | | | | 3.80 | | | |
| 6 | CCoSp3 | | 3.00 | -0.10 | -2 | 0 | 1 | | | | | | | | | 2.90 | | | |
| | | | 18.64 | | | | | | | | | | | | | 19.69 | | | |
| Program Components | | | | Factor | | | | | | | | | | | | | | | |
| Composition | | | | 1.07 | | | | 4.25 | | | | 4.00 | | | | 4.08 | | | |
| Presentation | | | | 1.07 | | | | 4.00 | | | | 4.50 | | | | 4.25 | | | |
| Skating Skills | | | | 1.07 | | | | 4.00 | | | | 4.25 | | | | 4.00 | | | |
| Judges Total Program Component Score (factored) | | | | | | | | | | | | 13.29 | | | | | | | |
| Deductions: | | | | Time violation | | | | -0.50 | | | | -0.50 | | | | | | | |

| Rank | Name | Nation | Starting Number | Total Segment Score | Total Element Score | Total Program Component Score (factored) | Total Deductions | | | | | | | | | | | | |
|--|-------------------|--------|-----------------|---------------------|---------------------|--|------------------|------|----|----|----|--------------|----|-------|------|-----------------|--|--|--|
| 8 | Natalia RUNCANU | ROU | 29 | 32.13 | 19.83 | 12.30 | 0.00 | | | | | | | | | | | | |
| # | Executed Elements | Info | Base Value | GOE | J1 | J2 | J3 | J4 | J5 | J6 | J7 | J8 | J9 | Bonus | Ref. | Scores of Panel | | | |
| 1 | 3Sb | b | 4.30 | -0.14 | -1 | 0 | 0 | | | | | | | 1.00 | | 5.16 | | | |
| 2 | LSp1 | | 1.50 | -0.05 | 0 | 0 | -1 | | | | | | | | | 1.45 | | | |
| 3 | 2Ab | b | 3.30 | -0.11 | -1 | 0 | 0 | | | | | | | 1.00 | | 4.19 | | | |
| 4 | 2Lz+2Lo | | 3.80 | -0.07 | -1 | 0 | 0 | | | | | | | | | 3.73 | | | |
| 5 | StSq3 | | 3.30 | -0.33 | -1 | -1 | -1 | | | | | | | | | 2.97 | | | |
| 6 | CCoSp2 | | 2.50 | -0.17 | -2 | 0 | 0 | | | | | | | | | 2.33 | | | |
| | | | 18.70 | | | | | | | | | | | | | 19.83 | | | |
| Program Components | | | | Factor | | | | | | | | | | | | | | | |
| Composition | | | | 1.07 | | | | 3.75 | | | | 4.00 | | | | 3.92 | | | |
| Presentation | | | | 1.07 | | | | 3.50 | | | | 3.75 | | | | 4.00 | | | |
| Skating Skills | | | | 1.07 | | | | 3.75 | | | | 4.00 | | | | 3.75 | | | |
| Judges Total Program Component Score (factored) | | | | | | | | | | | | 12.30 | | | | | | | |
| Deductions: | | | | | | | | | | | | 0.00 | | | | | | | |

| Rank | Name | Nation | Starting Number | Total Segment Score | Total Element Score | Total Program Component Score (factored) | Total Deductions | | | | | | | | | | | | |
|--|-------------------|--------|-----------------|---------------------|---------------------|--|------------------|------|----|----|----|--------------|----|-------|------|-----------------|--|--|--|
| 9 | Virginia DESII | ITA | 11 | 30.71 | 15.81 | 14.90 | 0.00 | | | | | | | | | | | | |
| # | Executed Elements | Info | Base Value | GOE | J1 | J2 | J3 | J4 | J5 | J6 | J7 | J8 | J9 | Bonus | Ref. | Scores of Panel | | | |
| 1 | 2A< | < | 2.64 | -1.23 | -5 | -5 | -4 | | | | | | | | | 1.41 | | | |
| 2 | 2Lz!<+2Lo | < | 3.38 | -0.45 | -3 | -2 | -3 | | | | | | | | | 2.93 | | | |
| 3 | CCoSp3 | | 3.00 | 0.20 | 0 | 1 | 1 | | | | | | | | | 3.20 | | | |
| 4 | StSq3 | | 3.30 | 0.44 | 1 | 2 | 1 | | | | | | | | | 3.74 | | | |
| 5 | 2F! | ! | 1.80 | -0.18 | -1 | -1 | -1 | | | | | | | | | 1.62 | | | |
| 6 | CSp3 | | 2.30 | 0.61 | 2 | 3 | 3 | | | | | | | | | 2.91 | | | |
| | | | 16.42 | | | | | | | | | | | | | 15.81 | | | |
| Program Components | | | | Factor | | | | | | | | | | | | | | | |
| Composition | | | | 1.07 | | | | 5.00 | | | | 4.75 | | | | 4.50 | | | |
| Presentation | | | | 1.07 | | | | 4.75 | | | | 5.25 | | | | 4.00 | | | |
| Skating Skills | | | | 1.07 | | | | 4.75 | | | | 4.75 | | | | 4.00 | | | |
| Judges Total Program Component Score (factored) | | | | | | | | | | | | 14.90 | | | | | | | |
| Deductions: | | | | | | | | | | | | 0.00 | | | | | | | |

| | | | | | | | |
|---|--|--|--|-------------------------|--|--------------------------------------|--|
| <p>OFFICIAL SPONSOR</p> <p>FUNDAȚIA TIRIAC</p> | | <p>PARTNERS</p> <p>Original Gerovital by Prof. Dr. A. Colan</p> | | <p>Aproape de tine!</p> | | <p>ALBATROS De Sufletul Tău!</p> | |
|---|--|--|--|-------------------------|--|--------------------------------------|--|



JUDGES DETAILS PER SKATER

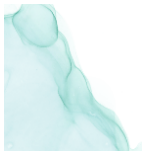
ADVANCE NOVICE GIRLS SHORT PROGRAM

| Rank | Name | Nation | Starting Number | Total Segment Score | Total Element Score | Total Program Component Score (factored) | Total Deductions | | | | | | | | |
|--|-------------------|--------|-----------------|---------------------|---------------------|--|------------------|----|----|----|----|--------------|----|------|-----------------|
| 10 | Lucia DONATI | ITA | 9 | 30.31 | 15.41 | 14.90 | 0.00 | | | | | | | | |
| # | Executed Elements | Info | Base Value | GOE | J1 | J2 | J3 | J4 | J5 | J6 | J7 | J8 | J9 | Ref. | Scores of Panel |
| 1 | 2A<< | << | 1.10 | -0.40 | -3 | -4 | -4 | | | | | | | | 0.70 |
| 2 | 2F!+2Lo< | < | 3.16 | -0.60 | -4 | -3 | -3 | | | | | | | | 2.56 |
| 3 | 2Lz | | 2.10 | 0.14 | 0 | 1 | 1 | | | | | | | | 2.24 |
| 4 | LSp3 | | 2.40 | 0.16 | 1 | 1 | 0 | | | | | | | | 2.56 |
| 5 | StSq3 | | 3.30 | 0.55 | 2 | 2 | 1 | | | | | | | | 3.85 |
| 6 | CCoSp3 | | 3.00 | 0.50 | 2 | 2 | 1 | | | | | | | | 3.50 |
| | | | 15.06 | | | | | | | | | | | | 15.41 |
| Program Components | | | | Factor | | | | | | | | | | | |
| Composition | | | | 1.07 | 4.75 | 4.75 | 4.50 | | | | | 4.67 | | | |
| Presentation | | | | 1.07 | 5.00 | 5.00 | 4.50 | | | | | 4.83 | | | |
| Skating Skills | | | | 1.07 | 4.25 | 4.75 | 4.25 | | | | | 4.42 | | | |
| Judges Total Program Component Score (factored) | | | | | | | | | | | | 14.90 | | | |
| Deductions: | | | | | | | 0.00 | | | | | | | | |

| Rank | Name | Nation | Starting Number | Total Segment Score | Total Element Score | Total Program Component Score (factored) | Total Deductions | | | | | | | | |
|--|-------------------|--------|-----------------|---------------------|---------------------|--|------------------|----|----|----|----|--------------|----|------|-----------------|
| 11 | Isla SHENTON | GBR | 27 | 29.33 | 15.86 | 13.47 | 0.00 | | | | | | | | |
| # | Executed Elements | Info | Base Value | GOE | J1 | J2 | J3 | J4 | J5 | J6 | J7 | J8 | J9 | Ref. | Scores of Panel |
| 1 | 1A | | 1.10 | 0.18 | 2 | 2 | 1 | | | | | | | | 1.28 |
| 2 | 2F+2T | | 3.10 | 0.18 | 1 | 1 | 1 | | | | | | | | 3.28 |
| 3 | 2Lz | | 2.10 | 0.07 | 1 | 0 | 0 | | | | | | | | 2.17 |
| 4 | LSp3 | | 2.40 | 0.64 | 2 | 3 | 3 | | | | | | | | 3.04 |
| 5 | StSq2 | | 2.60 | 0.09 | 1 | 0 | 0 | | | | | | | | 2.69 |
| 6 | CCoSp3 | | 3.00 | 0.40 | 1 | 2 | 1 | | | | | | | | 3.40 |
| | | | 14.30 | | | | | | | | | | | | 15.86 |
| Program Components | | | | Factor | | | | | | | | | | | |
| Composition | | | | 1.07 | 4.00 | 4.50 | 4.25 | | | | | 4.25 | | | |
| Presentation | | | | 1.07 | 4.25 | 4.75 | 4.25 | | | | | 4.42 | | | |
| Skating Skills | | | | 1.07 | 4.00 | 4.00 | 3.75 | | | | | 3.92 | | | |
| Judges Total Program Component Score (factored) | | | | | | | | | | | | 13.47 | | | |
| Deductions: | | | | | | | 0.00 | | | | | | | | |

| Rank | Name | Nation | Starting Number | Total Segment Score | Total Element Score | Total Program Component Score (factored) | Total Deductions | | | | | | | | | |
|--|-------------------|--------|-----------------|---------------------|---------------------|--|------------------|----|----|----|----|--------------|----|-------|------|-----------------|
| 12 | Veronika SWISCH | ISR | 12 | 28.76 | 16.10 | 12.66 | 0.00 | | | | | | | | | |
| # | Executed Elements | Info | Base Value | GOE | J1 | J2 | J3 | J4 | J5 | J6 | J7 | J8 | J9 | Bonus | Ref. | Scores of Panel |
| 1 | 2Aqb | b | 3.30 | -0.77 | -2 | -2 | -3 | | | | | | | 1.00 | | 3.53 |
| 2 | 2Fe+2Lo | e | 3.14 | -0.85 | -5 | -5 | -5 | | | | | | | | | 2.29 |
| 3 | LSp3 | | 2.40 | 0.40 | 1 | 2 | 2 | | | | | | | | | 2.80 |
| 4 | 2Lz | | 2.10 | -0.42 | -1 | -3 | -2 | | | | | | | | | 1.68 |
| 5 | CCoSp3 | | 3.00 | -0.50 | -3 | -1 | -1 | | | | | | | | | 2.50 |
| 6 | StSq3 | | 3.30 | 0.00 | 0 | 0 | 0 | | | | | | | | | 3.30 |
| | | | 17.24 | | | | | | | | | | | | | 16.10 |
| Program Components | | | | Factor | | | | | | | | | | | | |
| Composition | | | | 1.07 | 3.75 | 3.75 | 4.00 | | | | | 3.83 | | | | |
| Presentation | | | | 1.07 | 4.00 | 4.25 | 4.00 | | | | | 4.08 | | | | |
| Skating Skills | | | | 1.07 | 3.75 | 4.00 | 4.00 | | | | | 3.92 | | | | |
| Judges Total Program Component Score (factored) | | | | | | | | | | | | 12.66 | | | | |
| Deductions: | | | | | | | 0.00 | | | | | | | | | |





JUDGES DETAILS PER SKATER ADVANCE NOVICE GIRLS SHORT PROGRAM

| Rank | Name | Nation | Starting Number | Total Segment Score | Total Element Score | Total Program Component Score (factored) | Total Deductions | | | | | | | | |
|--|-------------------|--------|-----------------|---------------------|---------------------|--|------------------|----|----|----|----|--------------|----|------|-----------------|
| 13 | Eva Maria POPESCU | ROU | 24 | 28.17 | 15.60 | 12.57 | 0.00 | | | | | | | | |
| # | Executed Elements | Info | Base Value | GOE | J1 | J2 | J3 | J4 | J5 | J6 | J7 | J8 | J9 | Ref. | Scores of Panel |
| 1 | 2F!+2T | ! | 3.10 | -0.18 | -1 | -1 | -1 | | | | | | | | 2.92 |
| 2 | CCoSp3 | | 3.00 | 0.30 | 1 | 1 | 1 | | | | | | | | 3.30 |
| 3 | 2Lz | | 2.10 | 0.14 | 0 | 1 | 1 | | | | | | | | 2.24 |
| 4 | StSq3 | | 3.30 | 0.33 | 1 | 1 | 1 | | | | | | | | 3.63 |
| 5 | 1A | | 1.10 | -0.04 | 0 | 0 | -1 | | | | | | | | 1.06 |
| 6 | CSp3 | | 2.30 | 0.15 | 0 | 1 | 1 | | | | | | | | 2.45 |
| | | | 14.90 | | | | | | | | | | | | 15.60 |
| Program Components | | | | Factor | | | | | | | | | | | |
| Composition | | | | 1.07 | 3.50 | 4.25 | 4.00 | | | | | 3.92 | | | |
| Presentation | | | | 1.07 | 3.50 | 4.25 | 4.25 | | | | | 4.00 | | | |
| Skating Skills | | | | 1.07 | 3.25 | 4.25 | 4.00 | | | | | 3.83 | | | |
| Judges Total Program Component Score (factored) | | | | | | | | | | | | 12.57 | | | |
| Deductions: | | | | | | | | | | | | 0.00 | | | |

| Rank | Name | Nation | Starting Number | Total Segment Score | Total Element Score | Total Program Component Score (factored) | Total Deductions | | | | | | | | |
|--|--------------------------|--------|-----------------|---------------------|---------------------|--|------------------|----|----|----|----|--------------|----|------|-----------------|
| 14 | Maria HIGUERAS HERNANDEZ | AUT | 31 | 28.10 | 14.81 | 13.29 | 0.00 | | | | | | | | |
| # | Executed Elements | Info | Base Value | GOE | J1 | J2 | J3 | J4 | J5 | J6 | J7 | J8 | J9 | Ref. | Scores of Panel |
| 1 | 2Lz | | 2.10 | 0.21 | 1 | 1 | 1 | | | | | | | | 2.31 |
| 2 | 1A | | 1.10 | 0.04 | 1 | 0 | 0 | | | | | | | | 1.14 |
| 3 | CSp2 | | 1.80 | 0.00 | 0 | 0 | 0 | | | | | | | | 1.80 |
| 4 | StSq3 | | 3.30 | 0.22 | 1 | 1 | 0 | | | | | | | | 3.52 |
| 5 | 2F+2T | | 3.10 | -0.06 | -1 | 0 | 0 | | | | | | | | 3.04 |
| 6 | CCoSp3 | | 3.00 | 0.00 | 0 | 0 | 0 | | | | | | | | 3.00 |
| | | | 14.40 | | | | | | | | | | | | 14.81 |
| Program Components | | | | Factor | | | | | | | | | | | |
| Composition | | | | 1.07 | 3.75 | 4.25 | 3.75 | | | | | 3.92 | | | |
| Presentation | | | | 1.07 | 4.25 | 4.75 | 4.25 | | | | | 4.42 | | | |
| Skating Skills | | | | 1.07 | 4.00 | 4.25 | 4.00 | | | | | 4.08 | | | |
| Judges Total Program Component Score (factored) | | | | | | | | | | | | 13.29 | | | |
| Deductions: | | | | | | | | | | | | 0.00 | | | |

| Rank | Name | Nation | Starting Number | Total Segment Score | Total Element Score | Total Program Component Score (factored) | Total Deductions | | | | | | | | |
|--|-------------------|--------|-----------------|---------------------|---------------------|--|------------------|----|----|----|----|--------------|----|------|-----------------|
| 15 | Chiara BELLATI | ITA | 30 | 27.51 | 14.85 | 12.66 | 0.00 | | | | | | | | |
| # | Executed Elements | Info | Base Value | GOE | J1 | J2 | J3 | J4 | J5 | J6 | J7 | J8 | J9 | Ref. | Scores of Panel |
| 1 | CSp3 | | 2.30 | 0.31 | 2 | 1 | 1 | | | | | | | | 2.61 |
| 2 | 2Lz+2T | | 3.40 | 0.00 | 0 | 0 | 0 | | | | | | | | 3.40 |
| 3 | 2F! | ! | 1.80 | -0.12 | 0 | -1 | -1 | | | | | | | | 1.68 |
| 4 | CCoSp3 | | 3.00 | 0.20 | 0 | 1 | 1 | | | | | | | | 3.20 |
| 5 | StSq2 | | 2.60 | 0.26 | 2 | 1 | 0 | | | | | | | | 2.86 |
| 6 | 1A | | 1.10 | 0.00 | 0 | 0 | 0 | | | | | | | | 1.10 |
| | | | 14.20 | | | | | | | | | | | | 14.85 |
| Program Components | | | | Factor | | | | | | | | | | | |
| Composition | | | | 1.07 | 4.25 | 3.75 | 3.75 | | | | | 3.92 | | | |
| Presentation | | | | 1.07 | 4.00 | 3.75 | 4.00 | | | | | 3.92 | | | |
| Skating Skills | | | | 1.07 | 4.00 | 4.25 | 3.75 | | | | | 4.00 | | | |
| Judges Total Program Component Score (factored) | | | | | | | | | | | | 12.66 | | | |
| Deductions: | | | | | | | | | | | | 0.00 | | | |





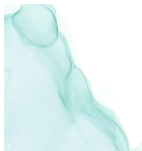
JUDGES DETAILS PER SKATER

ADVANCE NOVICE GIRLS SHORT PROGRAM

| Rank | Name | Nation | Starting Number | Total Segment Score | Total Element Score | Total Program Component Score (factored) | Total Deductions | | | | | | | | |
|--|-------------------|--------|-----------------|---------------------|---------------------|--|------------------|-----------|----|----|----|--------------|----|------|-----------------|
| 16 | Vayana HRISTOVA | BUL | 4 | 27.48 | 14.33 | 13.65 | -0.50 | | | | | | | | |
| # | Executed Elements | Info | Base Value | GOE | J1 | J2 | J3 | J4 | J5 | J6 | J7 | J8 | J9 | Ref. | Scores of Panel |
| 1 | 3Lo<< | F | 1.70 | -0.85 | -5 | -5 | -5 | | | | | | | | 0.85 |
| 2 | 1A | | 1.10 | 0.11 | 1 | 1 | 1 | | | | | | | | 1.21 |
| 3 | LSp3 | | 2.40 | 0.32 | 2 | 1 | 1 | | | | | | | | 2.72 |
| 4 | 2F+2Lo | | 3.50 | 0.00 | 0 | 0 | 0 | | | | | | | | 3.50 |
| 5 | CCoSp3 | | 3.00 | 0.10 | 0 | 0 | 1 | | | | | | | | 3.10 |
| 6 | StSq2 | | 2.60 | 0.35 | 2 | 1 | 1 | | | | | | | | 2.95 |
| | | | 14.30 | | | | | | | | | | | | 14.33 |
| Program Components | | | | Factor | | | | | | | | | | | |
| Composition | | | | 1.07 | 4.00 | 4.25 | 4.50 | | | | | 4.25 | | | |
| Presentation | | | | 1.07 | 4.25 | 4.25 | 4.25 | | | | | 4.25 | | | |
| Skating Skills | | | | 1.07 | 4.00 | 4.50 | 4.25 | | | | | 4.25 | | | |
| Judges Total Program Component Score (factored) | | | | | | | | | | | | 13.65 | | | |
| Deductions: | | | | Falls | | | | -0.50 (1) | | | | -0.50 | | | |

| Rank | Name | Nation | Starting Number | Total Segment Score | Total Element Score | Total Program Component Score (factored) | Total Deductions | | | | | | | | |
|--|-------------------|--------|-----------------|---------------------|---------------------|--|------------------|----|----|----|----|--------------|----|------|-----------------|
| 17 | Miah FRAGNITO | ITA | 5 | 27.08 | 15.21 | 11.87 | 0.00 | | | | | | | | |
| # | Executed Elements | Info | Base Value | GOE | J1 | J2 | J3 | J4 | J5 | J6 | J7 | J8 | J9 | Ref. | Scores of Panel |
| 1 | 2A<< | << | 1.10 | -0.44 | -5 | -4 | -3 | | | | | | | | 0.66 |
| 2 | 2F | | 1.80 | 0.12 | 0 | 1 | 1 | | | | | | | | 1.92 |
| 3 | LSp3 | | 2.40 | 0.24 | 0 | 1 | 2 | | | | | | | | 2.64 |
| 4 | 2Lz+2Lo | | 3.80 | 0.00 | -1 | 1 | 0 | | | | | | | | 3.80 |
| 5 | StSq2 | | 2.60 | 0.09 | -1 | 1 | 1 | | | | | | | | 2.69 |
| 6 | CCoSp3 | | 3.00 | 0.50 | 1 | 2 | 2 | | | | | | | | 3.50 |
| | | | 14.70 | | | | | | | | | | | | 15.21 |
| Program Components | | | | Factor | | | | | | | | | | | |
| Composition | | | | 1.07 | 3.25 | 3.50 | 4.25 | | | | | 3.67 | | | |
| Presentation | | | | 1.07 | 3.00 | 3.75 | 4.25 | | | | | 3.67 | | | |
| Skating Skills | | | | 1.07 | 3.25 | 4.00 | 4.00 | | | | | 3.75 | | | |
| Judges Total Program Component Score (factored) | | | | | | | | | | | | 11.87 | | | |
| Deductions: | | | | | | | | | | | | 0.00 | | | |

| Rank | Name | Nation | Starting Number | Total Segment Score | Total Element Score | Total Program Component Score (factored) | Total Deductions | | | | | | | | |
|--|-------------------|--------|-----------------|---------------------|---------------------|--|------------------|----|----|----|----|--------------|----|------|-----------------|
| 18 | Alice MAGNI | ITA | 34 | 26.49 | 13.56 | 12.93 | 0.00 | | | | | | | | |
| # | Executed Elements | Info | Base Value | GOE | J1 | J2 | J3 | J4 | J5 | J6 | J7 | J8 | J9 | Ref. | Scores of Panel |
| 1 | 1A | | 1.10 | 0.11 | 1 | 1 | 1 | | | | | | | | 1.21 |
| 2 | 2F+2Lo | | 3.50 | -0.42 | -3 | -2 | -2 | | | | | | | | 3.08 |
| 3 | LSp2 | | 1.90 | 0.19 | 1 | 1 | 1 | | | | | | | | 2.09 |
| 4 | 2Lzq | q | 2.10 | -0.42 | -2 | -2 | -2 | | | | | | | | 1.68 |
| 5 | CCoSp3 | | 3.00 | -0.10 | 0 | -1 | 0 | | | | | | | | 2.90 |
| 6 | StSq2 | | 2.60 | 0.00 | 0 | 0 | 0 | | | | | | | | 2.60 |
| | | | 14.20 | | | | | | | | | | | | 13.56 |
| Program Components | | | | Factor | | | | | | | | | | | |
| Composition | | | | 1.07 | 4.25 | 4.00 | 4.00 | | | | | 4.08 | | | |
| Presentation | | | | 1.07 | 3.75 | 3.75 | 4.25 | | | | | 3.92 | | | |
| Skating Skills | | | | 1.07 | 4.00 | 4.25 | 4.00 | | | | | 4.08 | | | |
| Judges Total Program Component Score (factored) | | | | | | | | | | | | 12.93 | | | |
| Deductions: | | | | | | | | | | | | 0.00 | | | |



JUDGES DETAILS PER SKATER

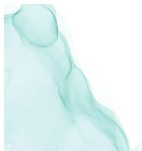
ADVANCE NOVICE GIRLS SHORT PROGRAM

| Rank | Name | Nation | Starting Number | Total Segment Score | Total Element Score | Total Program Component Score (factored) | Total Deductions | | | | | | | | |
|--|-------------------|--------|-----------------|---------------------|---------------------|--|------------------|----|----|----|----|--------------|----|------|-----------------|
| 19 | Zlata AGAFONOVA | AUT | 1 | 25.93 | 14.41 | 11.52 | 0.00 | | | | | | | | |
| # | Executed Elements | Info | Base Value | GOE | J1 | J2 | J3 | J4 | J5 | J6 | J7 | J8 | J9 | Ref. | Scores of Panel |
| 1 | 2F+2Lo | | 3.50 | -0.12 | -2 | 0 | 0 | | | | | | | | 3.38 |
| 2 | 1A | | 1.10 | 0.11 | 1 | 1 | 1 | | | | | | | | 1.21 |
| 3 | LSp1 | | 1.50 | -0.05 | 0 | 0 | -1 | | | | | | | | 1.45 |
| 4 | StSq3 | | 3.30 | 0.00 | 0 | 0 | 0 | | | | | | | | 3.30 |
| 5 | 2Lz | | 2.10 | 0.07 | 0 | 0 | 1 | | | | | | | | 2.17 |
| 6 | CCoSp3 | | 3.00 | -0.10 | -1 | 0 | 0 | | | | | | | | 2.90 |
| | | | 14.50 | | | | | | | | | | | | 14.41 |
| Program Components | | | | Factor | | | | | | | | | | | |
| Composition | | | | 1.07 | 3.50 | 3.25 | 3.50 | | | | | 3.42 | | | |
| Presentation | | | | 1.07 | 3.50 | 3.75 | 3.75 | | | | | 3.67 | | | |
| Skating Skills | | | | 1.07 | 3.75 | 3.75 | 3.50 | | | | | 3.67 | | | |
| Judges Total Program Component Score (factored) | | | | | | | | | | | | 11.52 | | | |
| Deductions: | | | | | | | | | | | | 0.00 | | | |

| Rank | Name | Nation | Starting Number | Total Segment Score | Total Element Score | Total Program Component Score (factored) | Total Deductions | | | | | | | | |
|--|-------------------|--------|-----------------|---------------------|---------------------|--|------------------|----|----|----|----|--------------|----|------|-----------------|
| 20 | Neda VASILEVA | BUL | 35 | 24.90 | 12.68 | 12.22 | 0.00 | | | | | | | | |
| # | Executed Elements | Info | Base Value | GOE | J1 | J2 | J3 | J4 | J5 | J6 | J7 | J8 | J9 | Ref. | Scores of Panel |
| 1 | 2A<< | << | 1.10 | -0.55 | -5 | -5 | -5 | | | | | | | | 0.55 |
| 2 | 2F+2Lo | | 3.50 | 0.06 | 0 | 0 | 1 | | | | | | | | 3.56 |
| 3 | CCoSp3 | | 3.00 | 0.40 | 2 | 1 | 1 | | | | | | | | 3.40 |
| 4 | 2Lz! | ! | 2.10 | -0.21 | -1 | -1 | -1 | | | | | | | | 1.89 |
| 5 | StSq1 | | 1.80 | -0.12 | 0 | -1 | -1 | | | | | | | | 1.68 |
| 6 | LSp1 | | 1.50 | 0.10 | 1 | 1 | 0 | | | | | | | | 1.60 |
| | | | 13.00 | | | | | | | | | | | | 12.68 |
| Program Components | | | | Factor | | | | | | | | | | | |
| Composition | | | | 1.07 | 4.00 | 4.00 | 4.00 | | | | | 4.00 | | | |
| Presentation | | | | 1.07 | 3.75 | 3.75 | 3.75 | | | | | 3.75 | | | |
| Skating Skills | | | | 1.07 | 3.75 | 3.50 | 3.75 | | | | | 3.67 | | | |
| Judges Total Program Component Score (factored) | | | | | | | | | | | | 12.22 | | | |
| Deductions: | | | | | | | | | | | | 0.00 | | | |

| Rank | Name | Nation | Starting Number | Total Segment Score | Total Element Score | Total Program Component Score (factored) | Total Deductions | | | | | | | | |
|--|-------------------|--------|-----------------|---------------------|---------------------|--|------------------|----|----|----|----|--------------|----|------|-----------------|
| 21 | Iris UMUNDUM | AUT | 19 | 24.88 | 12.49 | 12.39 | 0.00 | | | | | | | | |
| # | Executed Elements | Info | Base Value | GOE | J1 | J2 | J3 | J4 | J5 | J6 | J7 | J8 | J9 | Ref. | Scores of Panel |
| 1 | 2Lz | | 2.10 | -0.07 | 0 | 0 | -1 | | | | | | | | 2.03 |
| 2 | 2F!+1Lo* | * | 1.80 | -0.90 | -5 | -5 | -5 | | | | | | | | 0.90 |
| 3 | CSp3 | | 2.30 | -0.23 | -1 | -1 | -1 | | | | | | | | 2.07 |
| 4 | StSq3 | | 3.30 | 0.22 | 1 | 1 | 0 | | | | | | | | 3.52 |
| 5 | 1A | | 1.10 | 0.07 | 1 | 1 | 0 | | | | | | | | 1.17 |
| 6 | CCoSp3 | | 3.00 | -0.20 | 0 | -1 | -1 | | | | | | | | 2.80 |
| | | | 13.60 | | | | | | | | | | | | 12.49 |
| Program Components | | | | Factor | | | | | | | | | | | |
| Composition | | | | 1.07 | 3.75 | 3.50 | 4.25 | | | | | 3.83 | | | |
| Presentation | | | | 1.07 | 3.50 | 3.75 | 4.00 | | | | | 3.75 | | | |
| Skating Skills | | | | 1.07 | 3.75 | 4.25 | 4.00 | | | | | 4.00 | | | |
| Judges Total Program Component Score (factored) | | | | | | | | | | | | 12.39 | | | |
| Deductions: | | | | | | | | | | | | 0.00 | | | |





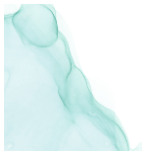
JUDGES DETAILS PER SKATER

ADVANCE NOVICE GIRLS SHORT PROGRAM

| Rank | Name | Nation | Starting Number | Total Segment Score | Total Element Score | Total Program Component Score (factored) | Total Deductions | | | | | | | | |
|--|-------------------|--------|-----------------|---------------------|---------------------|--|------------------|----|----|----|----|--------------|----|------|-----------------|
| 22 | Sofiia KOROLCHUK | UKR | 26 | 24.52 | 12.22 | 12.30 | 0.00 | | | | | | | | |
| # | Executed Elements | Info | Base Value | GOE | J1 | J2 | J3 | J4 | J5 | J6 | J7 | J8 | J9 | Ref. | Scores of Panel |
| 1 | 2Lze+2Lo | e | 3.38 | -0.62 | -4 | -4 | -3 | | | | | | | | 2.76 |
| 2 | 2F | | 1.80 | 0.00 | 0 | -1 | 1 | | | | | | | | 1.80 |
| 3 | FCCoSp3 | | 3.00 | -0.60 | -2 | -2 | -2 | | | | | | | | 2.40 |
| 4 | 1A | | 1.10 | 0.07 | 0 | 1 | 1 | | | | | | | | 1.17 |
| 5 | CSp2 | | 1.80 | -0.48 | -2 | -1 | -5 | | | | | | | | 1.32 |
| 6 | StSq2 | | 2.60 | 0.17 | 2 | 0 | 0 | | | | | | | | 2.77 |
| | | | 13.68 | | | | | | | | | | | | 12.22 |
| Program Components | | | | Factor | | | | | | | | | | | |
| Composition | | | | 1.07 | 3.75 | 4.00 | 3.75 | | | | | 3.83 | | | |
| Presentation | | | | 1.07 | 4.00 | 3.75 | 3.50 | | | | | 3.75 | | | |
| Skating Skills | | | | 1.07 | 3.75 | 4.25 | 3.75 | | | | | 3.92 | | | |
| Judges Total Program Component Score (factored) | | | | | | | | | | | | 12.30 | | | |
| Deductions: | | | | | | | | | | | | 0.00 | | | |

| Rank | Name | Nation | Starting Number | Total Segment Score | Total Element Score | Total Program Component Score (factored) | Total Deductions | | | | | | | | |
|--|-------------------|--------|-----------------|---------------------|---------------------|--|------------------|----|----|----|----|--------------|----|------|-----------------|
| 23 | Aleksandra VENEVA | BUL | 20 | 23.92 | 12.85 | 11.07 | 0.00 | | | | | | | | |
| # | Executed Elements | Info | Base Value | GOE | J1 | J2 | J3 | J4 | J5 | J6 | J7 | J8 | J9 | Ref. | Scores of Panel |
| 1 | 2F+2Loq | q | 3.50 | -0.54 | -3 | -3 | -3 | | | | | | | | 2.96 |
| 2 | 2Lz | | 2.10 | -0.07 | 0 | 0 | -1 | | | | | | | | 2.03 |
| 3 | 1A | | 1.10 | 0.00 | 0 | 0 | 0 | | | | | | | | 1.10 |
| 4 | CSp2 | | 1.80 | 0.06 | 0 | 1 | 0 | | | | | | | | 1.86 |
| 5 | StSq1 | | 1.80 | 0.00 | 1 | -1 | 0 | | | | | | | | 1.80 |
| 6 | CCoSp3 | | 3.00 | 0.10 | 1 | 0 | 0 | | | | | | | | 3.10 |
| | | | 13.30 | | | | | | | | | | | | 12.85 |
| Program Components | | | | Factor | | | | | | | | | | | |
| Composition | | | | 1.07 | 3.25 | 3.50 | 3.75 | | | | | 3.50 | | | |
| Presentation | | | | 1.07 | 3.00 | 3.50 | 3.75 | | | | | 3.42 | | | |
| Skating Skills | | | | 1.07 | 3.25 | 3.25 | 3.75 | | | | | 3.42 | | | |
| Judges Total Program Component Score (factored) | | | | | | | | | | | | 11.07 | | | |
| Deductions: | | | | | | | | | | | | 0.00 | | | |

| Rank | Name | Nation | Starting Number | Total Segment Score | Total Element Score | Total Program Component Score (factored) | Total Deductions | | | | | | | | |
|--|---------------------|--------|-----------------|---------------------|---------------------|--|------------------|----|----|----|----|--------------|----|------|-----------------|
| 24 | Martina CANDIGLIOTA | ITA | 6 | 23.80 | 12.93 | 10.87 | 0.00 | | | | | | | | |
| # | Executed Elements | Info | Base Value | GOE | J1 | J2 | J3 | J4 | J5 | J6 | J7 | J8 | J9 | Ref. | Scores of Panel |
| 1 | 2Lz+2T | | 3.40 | 0.07 | 0 | 0 | 1 | | | | | | | | 3.47 |
| 2 | 1A | | 1.10 | 0.07 | 1 | 1 | 0 | | | | | | | | 1.17 |
| 3 | CSp3 | | 2.30 | -0.31 | -1 | -2 | -1 | | | | | | | | 1.99 |
| 4 | StSq1 | | 1.80 | 0.00 | 0 | 0 | 0 | | | | | | | | 1.80 |
| 5 | 2F | | 1.80 | 0.00 | 0 | 0 | 0 | | | | | | | | 1.80 |
| 6 | CCoSp3 | | 3.00 | -0.30 | -1 | -1 | -1 | | | | | | | | 2.70 |
| | | | 13.40 | | | | | | | | | | | | 12.93 |
| Program Components | | | | Factor | | | | | | | | | | | |
| Composition | | | | 1.07 | 3.50 | 3.25 | 3.25 | | | | | 3.33 | | | |
| Presentation | | | | 1.07 | 3.25 | 3.50 | 3.25 | | | | | 3.33 | | | |
| Skating Skills | | | | 1.07 | 3.50 | 3.50 | 3.50 | | | | | 3.50 | | | |
| Judges Total Program Component Score (factored) | | | | | | | | | | | | 10.87 | | | |
| Deductions: | | | | | | | | | | | | 0.00 | | | |



JUDGES DETAILS PER SKATER

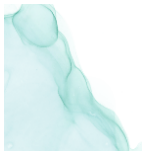
ADVANCE NOVICE GIRLS SHORT PROGRAM

| Rank | Name | Nation | Starting Number | Total Segment Score | Total Element Score | Total Program Component Score (factored) | Total Deductions | | | | | | | | |
|--|-------------------|--------|-----------------|---------------------|---------------------|--|------------------|----|----|----|----|--------------|----|------|-----------------|
| 25 | Martina IVANOVA | BUL | 28 | 23.45 | 12.65 | 10.80 | 0.00 | | | | | | | | |
| # | Executed Elements | Info | Base Value | GOE | J1 | J2 | J3 | J4 | J5 | J6 | J7 | J8 | J9 | Ref. | Scores of Panel |
| 1 | 2F | | 1.80 | -0.84 | -5 | -4 | -5 | | | | | | | | 0.96 |
| 2 | 2Lz+2Lo | | 3.80 | 0.00 | -1 | 0 | 1 | | | | | | | | 3.80 |
| 3 | CCoSp2 | | 2.50 | -0.17 | -2 | 0 | 0 | | | | | | | | 2.33 |
| 4 | StSq3 | | 3.30 | -0.33 | -2 | -1 | 0 | | | | | | | | 2.97 |
| 5 | 1A | | 1.10 | 0.04 | 0 | 1 | 0 | | | | | | | | 1.14 |
| 6 | LSp1 | | 1.50 | -0.05 | 0 | -1 | 0 | | | | | | | | 1.45 |
| | | | 14.00 | | | | | | | | | | | | 12.65 |
| Program Components | | | | Factor | | | | | | | | | | | |
| Composition | | | | 1.07 | 3.00 | 3.25 | 3.50 | | | | | 3.25 | | | |
| Presentation | | | | 1.07 | 3.00 | 3.50 | 3.75 | | | | | 3.42 | | | |
| Skating Skills | | | | 1.07 | 3.00 | 3.75 | 3.50 | | | | | 3.42 | | | |
| Judges Total Program Component Score (factored) | | | | | | | | | | | | 10.80 | | | |
| Deductions: | | | | | | | | | | | | 0.00 | | | |

| Rank | Name | Nation | Starting Number | Total Segment Score | Total Element Score | Total Program Component Score (factored) | Total Deductions | | | | | | | | |
|--|-------------------|--------|-----------------|---------------------|---------------------|--|------------------|----|----|----|----|--------------|----|------|-----------------|
| 26 | Simona KONDOVA | BUL | 21 | 23.26 | 10.87 | 12.39 | 0.00 | | | | | | | | |
| # | Executed Elements | Info | Base Value | GOE | J1 | J2 | J3 | J4 | J5 | J6 | J7 | J8 | J9 | Ref. | Scores of Panel |
| 1 | 2Lz+2Lo | ! | 3.80 | -0.98 | -5 | -4 | -5 | | | | | | | | 2.82 |
| 2 | 1A | | 1.10 | 0.04 | 0 | 0 | 1 | | | | | | | | 1.14 |
| 3 | LSp2 | | 1.90 | -0.19 | -2 | -1 | 0 | | | | | | | | 1.71 |
| 4 | 2F | | 1.80 | 0.18 | 1 | 1 | 1 | | | | | | | | 1.98 |
| 5 | StSqB | | 1.50 | 0.05 | 0 | 1 | 0 | | | | | | | | 1.55 |
| 6 | CCoSp1 | | 2.00 | -0.33 | -3 | -2 | 0 | | | | | | | | 1.67 |
| | | | 12.10 | | | | | | | | | | | | 10.87 |
| Program Components | | | | Factor | | | | | | | | | | | |
| Composition | | | | 1.07 | 3.50 | 4.00 | 4.00 | | | | | 3.83 | | | |
| Presentation | | | | 1.07 | 3.50 | 3.75 | 4.00 | | | | | 3.75 | | | |
| Skating Skills | | | | 1.07 | 3.75 | 4.25 | 4.00 | | | | | 4.00 | | | |
| Judges Total Program Component Score (factored) | | | | | | | | | | | | 12.39 | | | |
| Deductions: | | | | | | | | | | | | 0.00 | | | |

| Rank | Name | Nation | Starting Number | Total Segment Score | Total Element Score | Total Program Component Score (factored) | Total Deductions | | | | | | | | |
|--|-------------------|--------|-----------------|---------------------|---------------------|--|------------------|----|----|----|----|--------------|----|------|-----------------|
| 27 | Giulia PORRO | ITA | 8 | 22.76 | 12.37 | 10.89 | -0.50 | | | | | | | | |
| # | Executed Elements | Info | Base Value | GOE | J1 | J2 | J3 | J4 | J5 | J6 | J7 | J8 | J9 | Ref. | Scores of Panel |
| 1 | CCoSp3 | | 3.00 | -0.30 | -2 | -1 | 0 | | | | | | | | 2.70 |
| 2 | 1A | | 1.10 | 0.00 | 0 | 0 | 0 | | | | | | | | 1.10 |
| 3 | 2Lz+2Lo | | 3.80 | -0.35 | -2 | -2 | -1 | | | | | | | | 3.45 |
| 4 | 2F< | F | 1.44 | -0.72 | -5 | -5 | -5 | | | | | | | | 0.72 |
| 5 | CSp2 | | 1.80 | 0.00 | 0 | 0 | 0 | | | | | | | | 1.80 |
| 6 | StSq2 | | 2.60 | 0.00 | 0 | 0 | 0 | | | | | | | | 2.60 |
| | | | 13.74 | | | | | | | | | | | | 12.37 |
| Program Components | | | | Factor | | | | | | | | | | | |
| Composition | | | | 1.07 | 3.50 | 3.50 | 3.25 | | | | | 3.42 | | | |
| Presentation | | | | 1.07 | 3.25 | 3.25 | 3.25 | | | | | 3.25 | | | |
| Skating Skills | | | | 1.07 | 3.50 | 3.50 | 3.50 | | | | | 3.50 | | | |
| Judges Total Program Component Score (factored) | | | | | | | | | | | | 10.89 | | | |
| Deductions: | | | | | | | Falls -0.50 (1) | | | | | -0.50 | | | |

| | | | |
|---|--|---|--|
| <p>OFFICIAL SPONSOR</p> <p>FUNDAȚIA ȚIRIAC</p> | | <p>PARTNERS</p> <p>Original Gerovital by Prof. Dr. A. Colan</p> <p>Aproape de tine!</p> <p>ALBATROS De Sufletul Tau!</p> | |
|---|--|---|--|



JUDGES DETAILS PER SKATER

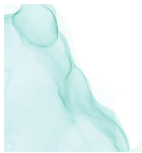
ADVANCE NOVICE GIRLS SHORT PROGRAM

| Rank | Name | Nation | Starting Number | Total Segment Score | Total Element Score | Total Program Component Score (factored) | Total Deductions | | | | | | | | |
|--|-------------------|--------|-----------------|---------------------|---------------------|--|------------------|----|----|----|----|--------------|----|-------------|-----------------|
| 28 | Zlata KOROLCHUK | UKR | 33 | 21.52 | 9.93 | 11.59 | 0.00 | | | | | | | | |
| # | Executed Elements | Info | Base Value | GOE | J1 | J2 | J3 | J4 | J5 | J6 | J7 | J8 | J9 | Ref. | Scores of Panel |
| 1 | 2F<+2Lo | < | 3.14 | -0.45 | -2 | -3 | -3 | | | | | | | | 2.69 |
| 2 | 2Lze | e | 1.68 | -0.50 | -3 | -3 | -3 | | | | | | | | 1.18 |
| 3 | CCoSp1 | | 2.00 | 0.13 | 1 | 1 | 0 | | | | | | | | 2.13 |
| 4 | 1A | | 1.10 | -0.07 | -1 | 0 | -1 | | | | | | | | 1.03 |
| 5 | StSqB | | 1.50 | 0.05 | 1 | 0 | 0 | | | | | | | | 1.55 |
| 6 | CSp1 | | 1.40 | -0.05 | 0 | -1 | 0 | | | | | | | | 1.35 |
| | | | 10.82 | | | | | | | | | | | | 9.93 |
| Program Components | | | | Factor | | | | | | | | | | | |
| Composition | | | | 1.07 | 3.75 | 3.75 | 3.50 | | | | | 3.67 | | | |
| Presentation | | | | 1.07 | 3.50 | 4.00 | 3.25 | | | | | 3.58 | | | |
| Skating Skills | | | | 1.07 | 3.75 | 3.75 | 3.25 | | | | | 3.58 | | | |
| Judges Total Program Component Score (factored) | | | | | | | | | | | | 11.59 | | | |
| Deductions: | | | | | | | | | | | | | | 0.00 | |

| Rank | Name | Nation | Starting Number | Total Segment Score | Total Element Score | Total Program Component Score (factored) | Total Deductions | | | | | | | | |
|--|-------------------|--------|-----------------|---------------------|---------------------|--|------------------|-----------|----|----|----|--------------|----|------|-----------------|
| 29 | Flavia CIORNEI | ROU | 23 | 17.69 | 8.79 | 9.90 | -1.00 | | | | | | | | |
| # | Executed Elements | Info | Base Value | GOE | J1 | J2 | J3 | J4 | J5 | J6 | J7 | J8 | J9 | Ref. | Scores of Panel |
| 1 | CSp2 | | 1.80 | -0.06 | -1 | 0 | 0 | | | | | | | | 1.74 |
| 2 | 2Lz | F | 2.10 | -1.05 | -5 | -5 | -5 | | | | | | | | 1.05 |
| 3 | 1A | | 1.10 | 0.00 | 0 | 0 | 0 | | | | | | | | 1.10 |
| 4 | 2S+1T<<* | F | 1.30 | -0.65 | -5 | -5 | -5 | | | | | | | | 0.65 |
| 5 | StSqB | | 1.50 | -0.25 | -2 | -2 | -1 | | | | | | | | 1.25 |
| 6 | CCoSp3 | | 3.00 | 0.00 | 1 | -1 | 0 | | | | | | | | 3.00 |
| | | | 10.80 | | | | | | | | | | | | 8.79 |
| Program Components | | | | Factor | | | | | | | | | | | |
| Composition | | | | 1.07 | 3.00 | 3.25 | 3.50 | | | | | 3.25 | | | |
| Presentation | | | | 1.07 | 2.75 | 3.00 | 3.00 | | | | | 2.92 | | | |
| Skating Skills | | | | 1.07 | 2.75 | 3.25 | 3.25 | | | | | 3.08 | | | |
| Judges Total Program Component Score (factored) | | | | | | | | | | | | 9.90 | | | |
| Deductions: | | | | | | | Falls | -1.00 (2) | | | | -1.00 | | | |

| Rank | Name | Nation | Starting Number | Total Segment Score | Total Element Score | Total Program Component Score (factored) | Total Deductions | | | | | | | | |
|--|-------------------|--------|-----------------|---------------------|---------------------|--|------------------|-----------|----|----|----|--------------|----|------|-----------------|
| 30 | Sofia TIBU | ROU | 17 | 15.79 | 6.44 | 10.35 | -1.00 | | | | | | | | |
| # | Executed Elements | Info | Base Value | GOE | J1 | J2 | J3 | J4 | J5 | J6 | J7 | J8 | J9 | Ref. | Scores of Panel |
| 1 | CSp2 | | 1.80 | 0.06 | 1 | 0 | 0 | | | | | | | | 1.86 |
| 2 | 2A<< | F | 1.10 | -0.55 | -5 | -5 | -5 | | | | | | | | 0.55 |
| 3 | 2Lz!< | < | 1.68 | -0.84 | -5 | -5 | -5 | | | | | | | | 0.84 |
| 4 | StSqB | | 1.50 | -0.20 | -2 | -1 | -1 | | | | | | | | 1.30 |
| 5 | 2Lo+2T< | < | 2.74 | -0.85 | -5 | -5 | -5 | | | | | | | | 1.89 |
| 6 | CoSp2* | * | 0.00 | 0.00 | - | - | - | | | | | | | | 0.00 |
| | | | 8.82 | | | | | | | | | | | | 6.44 |
| Program Components | | | | Factor | | | | | | | | | | | |
| Composition | | | | 1.07 | 3.25 | 3.25 | 3.25 | | | | | 3.25 | | | |
| Presentation | | | | 1.07 | 3.00 | 3.50 | 3.00 | | | | | 3.17 | | | |
| Skating Skills | | | | 1.07 | 3.25 | 3.25 | 3.25 | | | | | 3.25 | | | |
| Judges Total Program Component Score (factored) | | | | | | | | | | | | 10.35 | | | |
| Deductions: | | | | | | | Falls | -1.00 (2) | | | | -1.00 | | | |





JUDGES DETAILS PER SKATER ADVANCE NOVICE GIRLS SHORT PROGRAM

| Rank | Name | Nation | Starting Number | Total Segment Score | Total Element Score | Total Program Component Score (factored) | Total Deductions | | | | | | | | |
|--|-------------------|--------|-----------------|---------------------|---------------------|--|------------------|----|----|----|----|--------------|----|-------------|-----------------|
| 31 | Violeta DINEVA | BUL | 7 | 15.38 | 5.30 | 10.08 | 0.00 | | | | | | | | |
| # | Executed Elements | Info | Base Value | GOE | J1 | J2 | J3 | J4 | J5 | J6 | J7 | J8 | J9 | Ref. | Scores of Panel |
| 1 | 2A<< | << | 1.10 | -0.55 | -5 | -5 | -5 | | | | | | | | 0.55 |
| 2 | 2Lz+1A*+SEQ | * | 2.10 | -1.05 | -5 | -5 | -5 | | | | | | | | 1.05 |
| 3 | CCoSp2 | | 2.50 | -0.42 | -2 | -2 | -1 | | | | | | | | 2.08 |
| 4 | 1F! | * | 0.00 | 0.00 | - | - | - | | | | | | | | 0.00 |
| 5 | StSq1 | | 1.80 | -0.18 | 0 | -2 | -1 | | | | | | | | 1.62 |
| 6 | CSp | | 0.00 | 0.00 | - | - | - | | | | | | | | 0.00 |
| | | | 7.50 | | | | | | | | | | | | 5.30 |
| Program Components | | | | Factor | | | | | | | | | | | |
| Composition | | | | 1.07 | 3.50 | 3.00 | 3.25 | | | | | 3.25 | | | |
| Presentation | | | | 1.07 | 3.25 | 3.25 | 3.00 | | | | | 3.17 | | | |
| Skating Skills | | | | 1.07 | 3.00 | 2.75 | 3.25 | | | | | 3.00 | | | |
| Judges Total Program Component Score (factored) | | | | | | | | | | | | 10.08 | | | |
| Deductions: | | | | | | | | | | | | | | 0.00 | |

| Rank | Name | Nation | Starting Number | Total Segment Score | Total Element Score | Total Program Component Score (factored) | Total Deductions | | | | | | | | |
|--|----------------------|--------|-----------------|---------------------|---------------------|--|------------------|-----------|----|----|----|--------------|----|------|-----------------|
| 32 | Veronika KOZHEVNIKOV | ISR | 16 | 15.36 | 6.23 | 9.63 | -0.50 | | | | | | | | |
| # | Executed Elements | Info | Base Value | GOE | J1 | J2 | J3 | J4 | J5 | J6 | J7 | J8 | J9 | Ref. | Scores of Panel |
| 1 | 2F<+2Lo< | F | 2.80 | -0.72 | -5 | -5 | -5 | | | | | | | | 2.08 |
| 2 | 1A | | 1.10 | 0.00 | 0 | 0 | 0 | | | | | | | | 1.10 |
| 3 | Sp* | * | 0.00 | 0.00 | - | - | - | | | | | | | | 0.00 |
| 4 | StSqB | | 1.50 | -0.25 | -2 | -2 | -1 | | | | | | | | 1.25 |
| 5 | 1Lze* | * | 0.00 | 0.00 | - | - | - | | | | | | | | 0.00 |
| 6 | CSp2 | | 1.80 | 0.00 | 0 | 0 | 0 | | | | | | | | 1.80 |
| | | | 7.20 | | | | | | | | | | | | 6.23 |
| Program Components | | | | Factor | | | | | | | | | | | |
| Composition | | | | 1.07 | 3.25 | 3.00 | 3.00 | | | | | 3.08 | | | |
| Presentation | | | | 1.07 | 2.75 | 2.75 | 2.75 | | | | | 2.75 | | | |
| Skating Skills | | | | 1.07 | 3.00 | 3.25 | 3.25 | | | | | 3.17 | | | |
| Judges Total Program Component Score (factored) | | | | | | | | | | | | 9.63 | | | |
| Deductions: | | | | | | | Falls | -0.50 (1) | | | | -0.50 | | | |

| Legend: | | | | | | | |
|---------|-----------------|-----|--------------------|----|----------------------------|------|---|
| # | Sequence number | GOE | Grade of Execution | Jx | Judges (x=1-9) | Ref. | Referee |
| * | Invalid element | e | Wrong edge | < | Under-rotated jump | << | Downgraded jump |
| ! | Not clear edge | F | Fall | q | Jump landed on the quarter | b | Bonus Point for jump added to the element score |